



CITY OF TITUSVILLE
FY2020 ADOPTED BUDGET

REVENUE SUMMARY BY SOURCE

FUND: 104 - CRA

	ACTUAL FY2017	ACTUAL FY2018	REVISED BUDGET FY2019	% OF REVISED BUDGET	FY2020 ADOPTED BUDGET	% OF PROPOSED BUDGET	% CHANGE FY2019 TO FY2020
PROPERTY TAXES							
311.50-01 TAX INCREMENT - BREVARD COUNTY	288,138	301,924	302,995	33.03%	302,995	32.01%	-
311.50-03 TAX INCREMENT - CITY OF TITUSVILLE	505,700	566,062	614,238	66.97%	643,546	67.99%	4.77%
TOTAL PROPERTY TAXES	\$793,838	\$867,986	\$917,233	77.34%	\$946,541	84.77%	3.20%
INVESTMENT EARNINGS							
361.15-10 INTEREST ON INVESTMENTS - CUSTODIAL INTEREST - PE	6,642	6,172	-	-	-	-	-
361.30-00 NET INC/DEC MARKET VALUE	(3,512)	(6,685)	-	-	-	-	-
TOTAL INVESTMENT EARNINGS	\$3,130	(\$513)	-	-	-	-	-
PRIOR YEAR APPROPRIATIONS							
389.11-04 PRIOR YEAR APPROPRIATION - RESTRICTED	-	-	268,753	100.00%	170,000	100.00%	(36.74%)
TOTAL PRIOR YEAR APPROPRIATIONS	-	-	\$268,753	22.66%	\$170,000	15.23%	(36.74%)
MISCELLANEOUS REVENUES							
369.90-00 MISCELLANEOUS REVENUE	-	6,188	-	-	-	-	-
TOTAL MISCELLANEOUS REVENUES	-	\$6,188	-	-	-	-	-
INTERFUND TRANSFERS IN							
381.13-04 TRANSFER FROM - CRA CAPITAL PROJECTS	10,896	14,133	-	-	-	-	-
TOTAL INTERFUND TRANSFERS IN	\$10,896	\$14,133	-	-	-	-	-
TOTAL FUND: 104 - CRA	\$807,864	\$887,794	\$1,185,986	0.75%	\$1,116,541	0.90%	(5.86%)




**CITY OF TITUSVILLE
FY2020 ADOPTED BUDGET**

EXPENDITURE SUMMARY BY TYPE

FUND: 104 - CRA

	ACTUAL FY2017	ACTUAL FY2018	REVISED BUDGET FY2019	% OF REVISED BUDGET	FY2020 ADOPTED BUDGET	% OF PROPOSED BUDGET	% CHANGE FY2019 TO FY2020
PERSONNEL SERVICES							
12-01 SALARIES/WAGES	54,866	66,389	69,722	65.98%	74,402	73.75%	6.71%
21-01 FICA TAXES	4,084	4,931	5,208	4.93%	5,560	5.51%	6.76%
22-01 RETIREMENT CONTRIBUTIONS	9,728	9,419	10,721	10.15%	9,513	9.43%	(11.27%)
23-01 GROUP HEALTH INSURANCE	11,555	17,841	18,248	17.27%	18,848	18.68%	3.29%
24-01 WORKERS COMPENSATION	113	792	751	0.71%	720	0.71%	(4.13%)
28-01 OTHER EMPLOYEE BENEFITS	567	-	1,026	0.97%	1,045	1.04%	1.85%
29-01 OTHER PERSONNEL SVCS	-	-	-	-	(9,208)	(9.13%)	100.00%
TOTAL PERSONNEL SERVICES	\$80,913	\$99,372	\$105,676	8.91%	\$100,880	9.04%	(4.54%)
OPERATING EXPENDITURES/EXPENSES							
31-01 PROFESSIONAL SERVICES	21,952	16,203	35,000	16.19%	110,000	36.92%	214.29%
40-01 TRAVEL & PER DIEM	2,991	2,414	3,400	1.57%	3,400	1.14%	-
41-01 COMMUNICATIONS SERVICES	362	472	480	0.22%	480	0.16%	-
43-01 UTILITY SERVICES	60,415	55,989	55,000	25.44%	55,000	18.46%	-
46-01 REPAIR & MAINT SERVICES	69,724	104,662	85,000	39.32%	85,000	28.53%	-
48-01 PROMOTIONAL ACTIVITIES	503	3,972	4,000	1.85%	4,000	1.34%	-
49-01 OTHER CHARGES/OBLIGATIONS	30,749	25,195	31,691	14.66%	38,492	12.92%	21.46%
52-01 OPERATING SUPPLIES	635	96	400	0.19%	400	0.13%	-
54-01 BOOKS/PUBS/SUBS/MEMS	-	620	1,200	0.56%	1,200	0.40%	-
99-99 OTHER USES	34	11,327	-	-	-	-	-
TOTAL OPERATING EXPENDITURES/EXPENSES	\$187,364	\$220,950	\$216,171	18.23%	\$297,972	26.69%	37.84%
DEBT SERVICE							
99-98 OTHER USES	(14,716)	(3,564)	-	-	-	-	-
TOTAL DEBT SERVICE	(\$14,716)	(\$3,564)	-	-	-	-	-
OPERATING TRANSFERS OUT							
10-01 INTERFUND TRANSFER	14,716	14,717	14,717	2.21%	14,717	2.88%	-
12-01 INTERFUND TRANSFER	124,225	124,081	123,165	18.47%	119,812	23.46%	(2.72%)
13-01 INTERFUND TRANSFER	500,633	369,401	528,900	79.32%	376,150	73.66%	(28.88%)
15-01 INTERFUND TRANSFER	1,541	-	-	-	-	-	-
TOTAL OPERATING TRANSFERS OUT	\$641,115	\$508,199	\$666,782	56.22%	\$510,679	45.74%	(23.41%)
FUND BALANCE ALLOCATION							
11-01 CY FUND BALANCE	-	-	197,357	100.00%	207,010	100.00%	4.89%
TOTAL FUND BALANCE ALLOCATION	-	-	\$197,357	16.64%	\$207,010	18.54%	4.89%
TOTAL FUND: 104 - CRA	\$894,677	\$824,957	\$1,185,986	0.75%	\$1,116,541	0.90%	(5.86%)



**CITY OF TITUSVILLE
FY2020 ADOPTED BUDGET**

**EXPENDITURES BY TYPE
19-05 PLANNING**

FUND: 104 - CRA

	ACTUAL FY2017	ACTUAL FY2018	REVISED BUDGET FY2019	% OF REVISED BUDGET	FY2020 ADOPTED BUDGET	% OF PROPOSED BUDGET	% CHANGE FY2019 TO FY2020
PERSONNEL SERVICES							
12-01 SALARIES/WAGES	54,866	66,389	69,722	70.21%	74,402	78.72%	6.71%
21-01 FICA TAXES	4,084	4,931	5,208	5.24%	5,560	5.88%	6.76%
22-01 RETIREMENT CONTRIBUTIONS	9,728	9,419	10,721	10.80%	9,513	10.07%	(11.27%)
23-01 GROUP HEALTH INSURANCE	10,362	11,470	11,877	11.96%	12,477	13.20%	5.05%
24-01 WORKERS COMPENSATION	113	792	751	0.76%	720	0.76%	(4.13%)
28-01 OTHER EMPLOYEE BENEFITS	567	-	1,026	1.03%	1,045	1.11%	1.85%
29-01 OTHER PERSONNEL SVCS	-	-	-	0.00%	(9,208)	(9.74%)	100.00%
TOTAL PERSONNEL SERVICES	79,720	93,001	99,305	97.18%	94,509	97.04%	(4.83%)
OPERATING EXPENDITURES/EXPENSES							
40-01 TRAVEL & PER DIEM	2,414	2,414	2,400	83.33%	2,400	83.33%	0.00%
41-01 COMMUNICATIONS SERVICES	362	472	480	16.67%	480	16.67%	0.00%
TOTAL OPERATING EXPENDITURES/EXPENSES	2,776	2,886	2,880	2.82%	2,880	2.96%	0.00%
TOTAL 19-05 PLANNING	82,496	95,887	102,185	100.00%	97,389	100.00%	(4.69%)



**CITY OF TITUSVILLE
FY2020 ADOPTED BUDGET**

**EXPENDITURE SUMMARY BY TYPE
55-55 NON-DEPARTMENTAL**

FUND: 104 - CRA

	ACTUAL FY2017	ACTUAL FY2018	REVISED BUDGET FY2019	% OF REVISED BUDGET	FY2020 ADOPTED BUDGET	% OF PROPOSED BUDGET	% CHANGE FY2019 TO FY2020
PERSONNEL SERVICES							
23-04 GROUP HEALTH INSURANCE - CLINIC	1,193	6,371	6,371	100.00%	6,371	100.00%	-
TOTAL PERSONNEL SERVICES	\$1,193	\$6,371	\$6,371	0.59%	\$6,371	0.63%	-
OPERATING EXPENDITURES/EXPENSES							
31-01 PROFESSIONAL SERVICES - PROFESSIONAL SERVICES	21,952	16,203	35,000	16.41%	110,000	37.28%	214.29%
40-01 TRAVEL & PER DIEM - TRAVEL & PER DIEM	577	-	1,000	0.47%	1,000	0.34%	-
43-01 UTILITY SERVICES - UTILITY SERVICES	60,415	55,989	55,000	25.79%	55,000	18.64%	-
46-01 REPAIR & MAINT SERVICES - REPAIR & MAINT SERVICES	69,724	104,662	85,000	39.85%	85,000	28.80%	-
48-01 PROMOTIONAL ACTIVITIES - PROMOTIONAL ACTIVITIES	503	3,972	4,000	1.88%	4,000	1.36%	-
49-01 OTHER CHARGES/OBLIGATIONS - OTHER CHARGES/OBLIGATIONS	30,749	25,195	31,691	14.86%	38,492	13.04%	21.46%
52-01 OPERATING SUPPLIES - OPERATING SUPPLIES	635	96	400	0.19%	400	0.14%	-
54-01 BOOKS/PUBS/SUBS/MEMS - BOOKS/PUBS/SUBS/MEMS	-	620	1,200	0.56%	1,200	0.41%	-
99-99 OTHER USES - MISCELLANEOUS	34	11,327	-	-	-	-	-
TOTAL OPERATING EXPENDITURES/EXPENSES	\$184,589	\$218,063	\$213,291	19.68%	\$295,092	28.95%	38.35%
DEBT SERVICE							
99-98 OTHER USES - PRINCIPAL RECLASS	(14,716)	(3,564)	-	-	-	-	-
TOTAL DEBT SERVICE	(\$14,716)	(\$3,564)	-	-	-	-	-
OPERATING TRANSFERS OUT							
10-01 INTERFUND TRANSFER - GENERAL FUND	14,716	14,717	14,717	2.21%	14,717	2.88%	-
12-07 INTERFUND TRANSFER - BANK LOAN DEBT SERVICE	124,225	124,081	123,165	18.47%	119,812	23.46%	(2.72%)
13-04 INTERFUND TRANSFER - CRA CAPITAL PROJECTS	500,633	369,401	528,900	79.32%	376,150	73.66%	(28.88%)
15-11 INTERFUND TRANSFER - PARTIALLY SELF INSURED	1,541	-	-	-	-	-	-
TOTAL OPERATING TRANSFERS OUT	\$641,115	\$508,199	\$666,782	61.52%	\$510,679	50.11%	(23.41%)
FUND BALANCE ALLOCATION							
11-04 CY FUND BALANCE - RESTRICTED	-	-	197,357	100.00%	207,010	100.00%	4.89%
TOTAL FUND BALANCE ALLOCATION	-	-	\$197,357	18.21%	\$207,010	20.31%	4.89%
TOTAL FUND: 104 - CRA	\$812,181	\$729,069	\$1,083,801	100.00%	\$1,019,152	100.00%	(5.97%)




**CITY OF TITUSVILLE
FY2020 ADOPTED BUDGET**

REVENUE SUMMARY BY SOURCE

FUND: 304 - CRA CAPITAL PROJECTS

	ACTUAL FY2017	ACTUAL FY2018	REVISED BUDGET FY2019	% OF REVISED BUDGET	FY2020 ADOPTED BUDGET	% OF PROPOSED BUDGET	% CHANGE FY2019 TO FY2020
INVESTMENT EARNINGS							
361.15-10 INTEREST ON INVESTMENTS - CUSTODIAL INTEREST - PE	3,096	5,996	-	-	-	-	-
TOTAL INVESTMENT EARNINGS	\$3,096	\$5,996	-	-	-	-	-
PRIOR YEAR APPROPRIATIONS							
389.11-04 PRIOR YEAR APPROPRIATION - RESTRICTED	-	-	295,341	100.00%	5,000	100.00%	(98.31%)
TOTAL PRIOR YEAR APPROPRIATIONS	-	-	\$295,341	35.83%	\$5,000	1.31%	(98.31%)
INTERFUND TRANSFERS IN							
381.11-04 TRANSFER FROM - CRA	500,633	369,401	528,900	100.00%	376,150	100.00%	(28.88%)
TOTAL INTERFUND TRANSFERS IN	\$500,633	\$369,401	\$528,900	64.17%	\$376,150	98.69%	(28.88%)
TOTAL FUND: 304 - CRA CAPITAL PROJECTS	\$503,729	\$375,397	\$824,241	0.52%	\$381,150	0.31%	(53.76%)



CITY OF TITUSVILLE
FY2020 ADOPTED BUDGET

EXPENDITURE SUMMARY BY TYPE

FUND: 304 - CRA CAPITAL PROJECTS

	ACTUAL FY2017	ACTUAL FY2018	REVISED BUDGET FY2019	% OF REVISED BUDGET	FY2020 ADOPTED BUDGET	% OF PROPOSED BUDGET	% CHANGE FY2019 TO FY2020
CAPITAL							
65-00 CONSTRUCTION IN PROGRESS	275,488	516,584	824,241	100.00%	376,150	100.00%	(54.36%)
TOTAL CAPITAL	\$275,488	\$516,584	\$824,241	100.00%	\$376,150	98.69%	(54.36%)
OPERATING TRANSFERS OUT							
11-01 INTERFUND TRANSFER	10,896	14,133	-	-	-	-	-
TOTAL OPERATING TRANSFERS OUT	\$10,896	\$14,133	-	-	-	-	-
FUND BALANCE ALLOCATION							
11-01 CY FUND BALANCE	-	-	-	-	5,000	100.00%	100.00%
TOTAL FUND BALANCE ALLOCATION	-	-	-	-	\$5,000	1.31%	100.00%
TOTAL FUND: 304 - CRA CAPITAL PROJECTS	\$286,384	\$530,717	\$824,241	0.52%	\$381,150	0.31%	(53.76%)



**CITY OF TITUSVILLE, FLORIDA
FIVE-YEAR CAPITAL IMPROVEMENT PLAN
CRA CONSTRUCTION FUND
NEW PROJECT REVENUE SOURCES ONLY**

SOURCES

Accounting String	Project Number	Revenue Name	New Project Allocations FY 2020	FY 2021	FY 2022	FY 2023	FY 2024	Totals
304-0000-381.11-04	All Projects	Transfer From CRA Admin	\$ 376,150	\$ 170,000	\$ 170,000	\$ 170,000	\$ 170,000	\$ 1,056,150
		TOTAL SOURCES	\$ 376,150	\$ 170,000	\$ 170,000	\$ 170,000	\$ 170,000	\$ 1,056,150

USES

Accounting String	Project Number	Project Name	New Project Allocations FY 2020	FY 2021	FY 2022	FY 2023	FY 2024	Totals
304-5555-580.65-00	CR1604	Trail Town Amenities	\$ 70,000	\$ 20,000	\$ 20,000	\$ 20,000	\$ 20,000	\$ 150,000
304-5555-580.65-00	CR1703	CRA Building Grants	\$ 150,000	\$ 150,000	\$ 150,000	\$ 150,000	\$ 150,000	\$ 750,000
304-5555-580.65-00	CR1901	CRA Sidewalk Infill	\$ 50,000	\$ -	\$ -	\$ -	\$ -	\$ 50,000
304-5555-580.65-00	CR2001	Road Resurfacing (0.71 mi.)	\$ 106,150	\$ -	\$ -	\$ -	\$ -	\$ 106,150
		TOTAL USES	\$ 376,150	\$ 170,000	\$ 170,000	\$ 170,000	\$ 170,000	\$ 1,056,150




**CITY OF TITUSVILLE
FY2020 ADOPTED BUDGET**

REVENUE SUMMARY BY SOURCE

FUND: 207 - CRA - PIRN SERIES 2009

	ACTUAL FY2017	ACTUAL FY2018	REVISED BUDGET FY2019	% OF REVISED BUDGET	FY2020 ADOPTED BUDGET	% OF PROPOSED BUDGET	% CHANGE FY2019 TO FY2020
PRIOR YEAR APPROPRIATIONS							
389.11-04 PRIOR YEAR APPROPRIATION - RESTRICTED	-	-	2,678	100.00%	2,678	100.00%	-
TOTAL PRIOR YEAR APPROPRIATIONS	<u>-</u>	<u>-</u>	<u>\$2,678</u>	<u>2.13%</u>	<u>\$2,678</u>	<u>2.19%</u>	<u>-</u>
INTERFUND TRANSFERS IN							
381.11-04 TRANSFER FROM - CRA	124,225	124,081	123,165	100.00%	119,812	100.00%	(2.72%)
TOTAL INTERFUND TRANSFERS IN	<u>\$124,225</u>	<u>\$124,081</u>	<u>\$123,165</u>	<u>97.87%</u>	<u>\$119,812</u>	<u>97.81%</u>	<u>(2.72%)</u>
TOTAL FUND: 207 - CRA - PIRN SERIES 2009	<u>\$124,225</u>	<u>\$124,081</u>	<u>\$125,843</u>	<u>0.08%</u>	<u>\$122,490</u>	<u>0.10%</u>	<u>(2.66%)</u>



**CITY OF TITUSVILLE
FY2020 ADOPTED BUDGET**

EXPENDITURE SUMMARY BY TYPE

FUND: 207 - CRA - PIRN SERIES 2009

	ACTUAL FY2017	ACTUAL FY2018	REVISED BUDGET FY2019	% OF REVISED BUDGET	FY2020 ADOPTED BUDGET	% OF PROPOSED BUDGET	% CHANGE FY2019 TO FY2020
DEBT SERVICE							
71-50 PRINCIPAL	65,000	70,000	75,000	60.89%	75,000	62.60%	-
72-50 INTEREST	54,422	51,405	48,165	39.11%	44,812	37.40%	(6.96%)
TOTAL DEBT SERVICE	\$119,422	\$121,405	\$123,165	97.87%	\$119,812	97.81%	(2.72%)
FUND BALANCE ALLOCATION							
11-01 CY FUND BALANCE	-	-	2,678	100.00%	2,678	100.00%	-
TOTAL FUND BALANCE ALLOCATION	-	-	\$2,678	2.13%	\$2,678	2.19%	-
TOTAL FUND: 207 - CRA - PIRN SERIES 2009	\$119,422	\$121,405	\$125,843	0.08%	\$122,490	0.10%	(2.66%)