

# POPULATION TRENDS AND KEY INDICATORS

Titusville City, FL

48,847	21,093	2.30	46.8	\$48,118	\$199,470	62	140	47
Population	Households	Avg Size Household	Median Age	Median Household Income	Median Home Value	Wealth Index	Housing Affordability	Diversity Index

## MORTGAGE INDICATORS



\$7,233

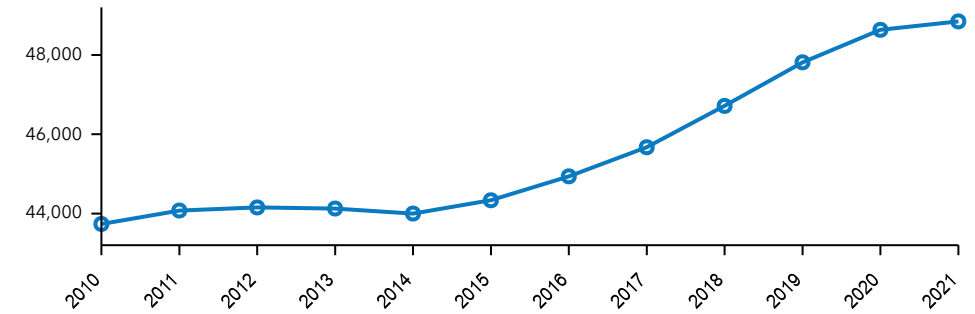
Avg Spent on Mortgage & Basics




17.4%

Percent of Income for Mortgage

## Historical Trends: Population



## POPULATION BY AGE



Under 18 (18%) | Ages 18 to 64 (57%) | Aged 65+ (25%)

## POPULATION BY GENERATION



10.8%

Greatest Gen:  
Born 1945/Earlier



26.6%

Baby Boomer:  
Born 1946 to 1964



18.9%

Generation X:  
Born 1965 to 1980



20.6%

Millennial:  
Born 1981 to 1998



18.2%

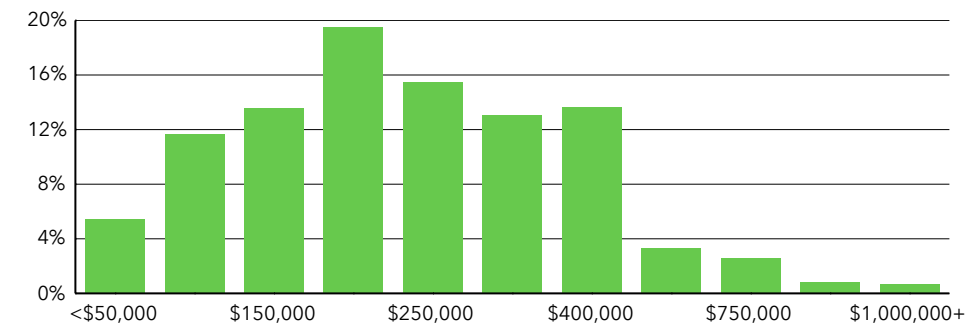
Generation Z:  
Born 1999 to 2016



5.0%

Alpha: Born  
2017 to Present

## Home Value



## Housing: Year Built

