

FISCAL YEAR **ADOPTED**  
**2022** ANNUAL BUDGET





# **CITY OF TITUSVILLE, FLORIDA**

## **ADOPTED BUDGET**

## **FISCAL YEAR 2022**

### **CITY COUNCIL**

Dan Diesel, Mayor

Jo Lynn Nelson, Vice-Mayor



**WILLIAM S. LARESE**  
**CITY MANAGER**

Robert Jordan, Member

Sarah Stoeckel, Member

Joe Robinson, Member



**RICHARD C. BROOME**  
**CITY ATTORNEY**





**City of Titusville, Florida  
Adopted Budget  
Fiscal Year 2022**

**TABLE OF CONTENTS**

**INTRODUCTION**

Table of Contents .....	i
City Manager’s Letter of Transmittal .....	1
Budget Summary .....	8
City-Wide Organizational Chart.....	10
City Council Organizational Chart.....	11
City Attorney Organizational Chart.....	12
City Administration Organizational Chart.....	13
City Manager Organizational Chart.....	14
City Clerk Organizational Chart .....	15
Law Enforcement Organizational Charts .....	16
Fire & Emergency Services Organizational Chart.....	19
Public Works Organizational Charts.....	20
Community Development Organizational Chart.....	30
Support Services Organizational Charts.....	36
Water Resources Organizational Charts.....	44
Five Year History of Budgeted Personnel .....	52

**GENERAL FUND**

Revenue Summary by Source .....	53
Expenditure Summary by Type .....	57

**ADMINISTRATION**

City Council.....	61
City Attorney .....	62
City Manager.....	63
City Clerk .....	64



<b>OPERATIONS</b>	
Law Enforcement.....	65
Code Enforcement .....	66
Fire & Emergency Services.....	67
Public Works	
Administration .....	68
Engineering.....	69
Facilities Maintenance .....	70
Roads and Streets.....	71
<b>COMMUNITY DEVELOPMENT</b>	
Development Services .....	73
Economic Development .....	74
Neighborhood Services .....	75
Planning .....	76
<b>SUPPORT SERVICES</b>	
Administration .....	77
Customer Service .....	78
Finance .....	79
Human Resources .....	80
Purchasing .....	81
Community Relations .....	82
<b>NON-DEPARTMENTAL</b>	
Expenditure Summary by Type .....	83
Capital Outlay Schedules .....	85
<b>SPECIAL REVENUE FUNDS</b>	
CRA (Community Redevelopment Agency).....	88
CRA Capital Improvement Plan Schedule.....	93
Forfeiture Contraband .....	96
Impact Fees.....	98
Building Inspections.....	100
<b>DEBT SERVICE FUNDS</b>	
Capital Improvement Bond .....	106
G.O. Bonds.....	108
CRA PIRN Series 2009.....	110

## **CAPITAL PROJECTS FUNDS**

General Construction .....	114
General Construction Capital Improvement Plan Schedule .....	116
Roads and Streets.....	118
Roads and Streets Capital Improvement Plan Schedule.....	120
CRA (Community Redevelopment Agency) Capital Projects .....	122
Water & Sewer Construction .....	124
Storm Water Capital .....	126

## **ENTERPRISE FUNDS**

Water & Sewer System.....	129
Capital Outlay and Capital Improvement Plan Schedules .....	142
Solid Waste .....	146
Capital Outlay Schedules .....	153
Municipal Marina .....	154
Capital Outlay and Capital Improvement Plan Schedules .....	159
Storm Water Utility Management.....	163
Capital Outlay and Capital Improvement Plan Schedules .....	169

## **INTERNAL SERVICE FUNDS**

Fleet Management.....	172
Capital Outlay Schedule.....	177
Information Technology .....	178
Capital Outlay Schedule.....	183
Self-Insured Dental .....	184
Loss Fund .....	186
Loss Fund Reserve .....	188
Fully Insured Insurance .....	190
Partially Self-Insured.....	192
Health Clinic.....	194

GLOSSARY.....	197
---------------	-----





This page has been intentionally left blank.



*"Gateway to Nature and Space"*

555 SOUTH WASHINGTON AVENUE  
TITUSVILLE, FLORIDA 32796-3584  
POST OFFICE BOX 2806 (32781-2806)



OFFICE OF THE CITY MANAGER  
(321)-567-3702  
Fax (321)-383-5704  
[www.titusville.com](http://www.titusville.com)

October 1, 2021

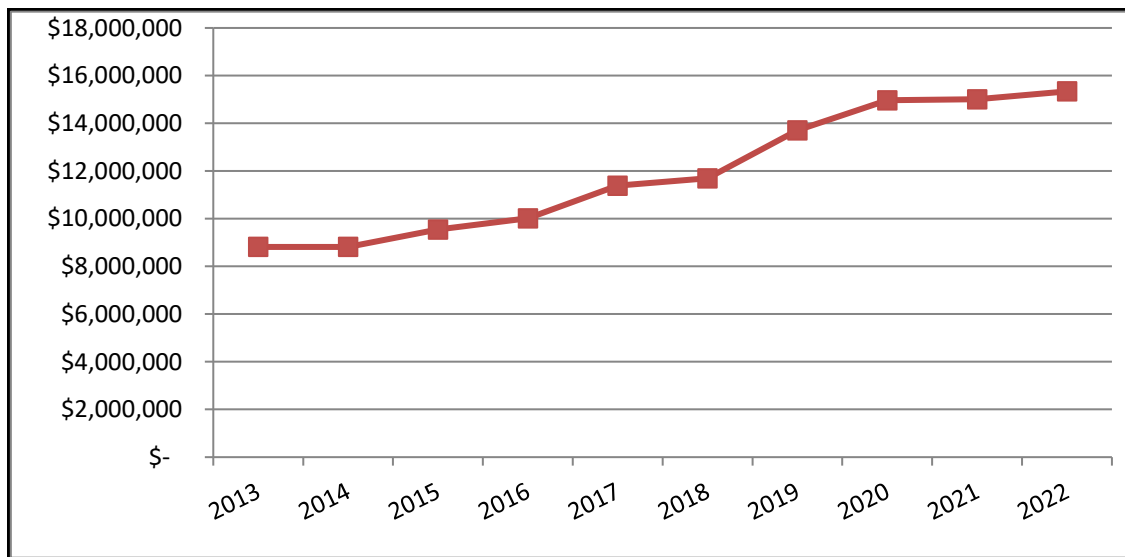
Honorable Mayor and City Council  
City of Titusville  
555 South Washington Avenue  
Titusville, Florida 32796

Honorable Mayor and Council Members:

The Fiscal Year 2022 adopted budget is submitted in accordance with Section 15 (5) of the Charter of the City of Titusville. The Fiscal Year 2022 budget is balanced at the current rate of 7.2145 mils.

The Ad Valorem tax revenue comparison graph over the past ten years is depicted below:

**City of Titusville Ad Valorem Tax Revenue**





The annual budget process began with a Community Conversation workshop in February 2021. During the workshop, residents and other stakeholders had an opportunity to share their ideas about challenges and opportunities that the City should address in the upcoming budget year. A follow-up meeting was held in April with City Council and City Senior Staff, in which Council reviewed and validated their Strategic Goals and Objectives for the upcoming year. As part of the budget process each department formulated performance measurements that support the strategic plan and priority objectives that will be reviewed and evaluated quarterly. The approved Strategic Plan and Priority Objectives for the FY 2022 budget are depicted below:

**Goal 1. Quality of Life**

- Continue initiatives & actions to improve the Indian River Lagoon
- Enhance appearance of City, including entryways
- Enhance youth educational, recreational and employment opportunities
- Enhance emergency preparations and management
- Sustain and improve public safety

**Goal 2. Efficient & Effective Services**

- Commit to funding Capital Improvement Plan
- Explore opportunities for collaboration, partnerships & coordination with public, private, and non-profit entities
- Develop a sustainability plan

**Goal 3. Financial Stability**

- Continue to execute strategies to address long-term liabilities
- Plan for future obligations

**Goal 4. Economic Development**

- Continue implementation of a comprehensive economic development plan in conjunction with appropriate agencies
- Continue to market trails & amenities
- Continue efforts to eliminate blight & revitalize empty buildings
- Establishment of additional parking capacity downtown to meet current and future needs

**Goal 5. Effective Governance**

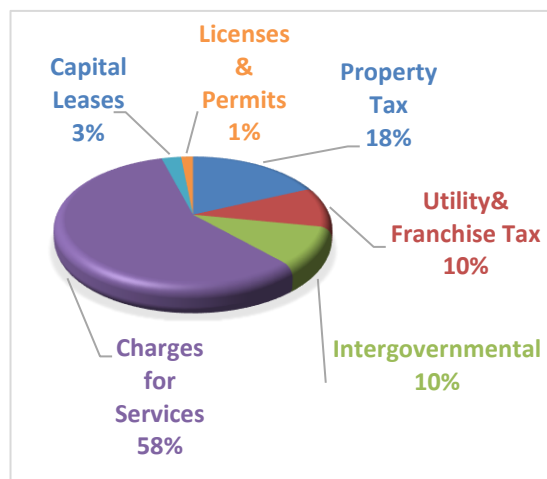
- Expand methods to increase and enhance 2-way communications
- Continue to increase the effectiveness of current advisory boards
- Continue policy advocacy

The Fiscal Year 2022 adopted budget emphasizes financial stability through addressing long-term liabilities and aligning revenues with expenses; addressing the most critical infrastructure needs including roads, vehicles and public safety equipment; and investment in employees through a 3% cost of living pay adjustment and professional development opportunities.

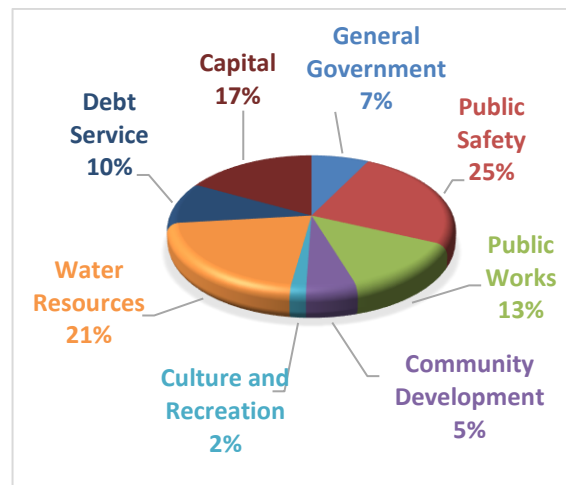
The Fiscal Year 2022 adopted budget supports our priorities of continuing to meet long-term commitments of debt service and other liabilities, such as Other Post-Employment Benefits (OPEB) and healthcare. The City continues to address our retiree healthcare liability by maintaining an OPEB trust fund and funds approximately 53% of the required annual contribution to this trust fund. The City maintains sufficient reserves of 60 days to ensure its ability to operate during times of emergency.

The Fiscal Year 2022 adopted budget revenue and expenditure graphs show where our revenues are generated and expended.

**All Funds Revenues**



**All Funds Expenditures**



### **Fiscal Year 2022 Budget Highlights**

This budget funds service levels necessary for City operations and addresses the City's most critical capital and infrastructure needs. I provided the following guidance to the Executive Leadership Team and Department Managers for the formulation of the Fiscal Year 2022 budget:

- Continue the city-wide culture of continuous process improvement using Lean Six Sigma methodology and performance measurements.
- Allocate resources to align with the Fiscal Year 2022 Strategic Goals as directed by City Council.



- Continue to pursue Economic Development opportunities through the prudent use of Ad Valorem and other economic incentives.
- Invest in our committed employees' professional development by providing opportunities to participate in best practice training opportunities.
- Continue to evaluate and adjust employee compensation, cost of living increase, and benefits to attract and retain a best in class quality workforce.
- Examine the effectiveness of the bottom up review of insurance plans and policies to address rising costs and liabilities
- Using the 5-year plan, prepare FY 22 and FY 23 operating budgets with a 3% increase in operating. For budgets FY 24 - FY 26, use a 5% increase in operating.
- Focus operating budgets on near and mid-term critical capital requirements, public safety enhancements, public outreach, and infrastructure improvements including roads, utilities, information technology, and public facilities.
- Maintain the General Fund emergency and stabilization reserves at current levels.
- Continue to address liabilities and debt by aggressively funding the OPEB trust fund.
- Encourage managed growth using low impact development principles as a means of developing an attractive built environment while protecting and conserving our natural resources.

The Fiscal Year 2022 proposed budget continues to address our shortfalls in our infrastructure, information technology, and computer recapitalization as funding permits. This budget contains funding for the following technological and infrastructure initiatives:

- Continue city-wide computer replacement program and necessary software upgrades
- Continue to replace public safety, maintenance and utility vehicles on a normalized cycle.
- Continue investments in road resurfacing
- Continue investments in utility infrastructure
- Continue investments in downtown CRA

### **Conclusion**

Our City staff has produced a balanced budget that begins to address the demand for increased municipal services and renewal of infrastructure during uncertain economic times. The City's diverse economy has shown amazing resilience during the uncertainties of the COVID-19 pandemic. Titusville has enjoyed solid annual growth in property values of nearly 8% and an unemployment rate that has stabilized at 5.1%, due to the continued expansion of commercial space, industrial manufacturing and defense related industries throughout the city and county. While the trajectory of continued growth remains uncertain, staff remains proactive in seeking ways to reduce expenses and improve efficiencies, while keeping pace with the increased demand for services.

Our positive ending budget balances, adequate budget reserves and strong comprehensive annual financial audit report confirms that our financial management policies and procedures are solid. Our bond rating remains strong and we retain significant capacity to leverage our robust financial health to fund critical maintenance and infrastructure improvements, which have been previously deferred.

Our City staff and elected officials continue to coordinate outreach efforts with multiple local, county and state partners as we bring new companies and attract a talented workforce to our community. We continue to attract new residents that are drawn to the opportunities that our enhanced leisure, recreation, and tourism offer to complement our diversified and expanding economy.

With the continued support and guidance from the Mayor and City Council, I am confident that our dedicated and extremely capable staff will continue to maintain the consistently high level of service that our citizens have come to expect and that Titusville will continue its upward trajectory of growth and success while mitigating the uncertainties that life during a pandemic presents.

Respectfully submitted,

William S. Larese  
City Manager





This page has been intentionally left blank.



This page has been intentionally left blank.



**CITY OF TITUSVILLE  
FY2022 ADOPTED BUDGET**

**REVENUE SUMMARY**

**ALL FUNDS**

	<b>ACTUAL FY2019</b>	<b>ACTUAL FY2020</b>	<b>REVISED BUDGET FY2021</b>	<b>ADOPTED BUDGET FY2022</b>	<b>% CHANGE FY2021 TO FY2022</b>
<b>GENERAL USE FUNDS</b>					
001 - GENERAL FUND	41,032,211	41,096,753	52,182,722	51,637,153	(1.05%)
104 - CRA	959,726	1,922,094	2,220,849	1,018,412	(54.14%)
109 - FORFEITURE CONTRIBAND	38,385	31,020	148,048	93,648	(36.74%)
111 - IMPACT FEES	268,053	482,649	1,812,445	301,095	(83.39%)
118 - BUILDING INSPECTIONS	-	1,217,270	1,670,092	1,818,754	8.90%
121 - CDBG	514,646	301,766	887,704	-	(100.00%)
122 - HOME	8,567	43,265	597,541	-	(100.00%)
123 - SHIP	368,543	239,398	817,106	-	(100.00%)
203 - CAPITAL IMPROVEMENT BOND	727,865	733,649	729,746	730,548	0.11%
205 - G.O. BONDS	690,938	801,963	953,497	958,213	0.49%
207 - CRA - PIRN SERIES 2009	123,165	119,812	125,036	121,415	(2.90%)
301 - GENERAL CONSTRUCTION	257,678	29,012	738,502	-	(100.00%)
303 - ROADS AND STREETS	2,561,273	1,014,687	4,378,557	1,310,525	(70.07%)
304 - CRA CAPITAL PROJECTS	535,857	613,050	-	-	(0.00%)
401 - WATER AND SEWER SYSTEM	32,081,000	74,682,329	60,469,165	30,321,703	(49.86%)
402 - WS CONSTRUCTION	2,057,711	7,942,064	-	-	(0.00%)
404 - SOLID WASTE	5,602,234	5,434,576	8,902,503	6,771,770	(23.93%)
405 - MUNICIPAL MARINA	1,331,577	1,280,128	1,697,609	1,591,204	(6.27%)
406 - STORMWATER UTILITY MGMT	3,363,701	3,830,483	6,461,705	3,546,943	(45.11%)
408 - STORMWATER CAPITAL	2,128,786	1,637,021	-	-	(0.00%)
501 - FLEET MANAGEMENT	3,182,680	2,782,289	3,368,239	3,791,828	12.58%
502 - INFORMATION TECHNOLOGY	2,708,566	2,472,961	3,516,808	2,752,213	(21.74%)
<b>TOTAL GENERAL USE FUNDS</b>	<b>\$100,543,162</b>	<b>\$148,708,239</b>	<b>\$151,677,874</b>	<b>\$106,765,424</b>	<b>(29.61%)</b>
<b>SPECIAL USE FUNDS</b>					
504 - SELF INSURED DENTAL	349,568	363,305	597,285	680,996	14.02%
508 - LOSS FUND	1,364,257	2,067,592	2,559,728	2,241,078	(12.45%)
509 - LOSS FUND RESERVE	1,252,078	775,898	-	-	(0.00%)
510 - FULLY INSURED INSURANCE	885,415	924,726	1,112,987	1,162,113	4.41%
511 - PARTIALLY SELF INSURED	6,168,430	6,134,077	8,312,069	9,067,821	9.09%
512 - HEALTH CLINIC	332,176	317,289	555,572	529,080	(4.77%)
<b>TOTAL SPECIAL USE FUNDS</b>	<b>\$10,351,924</b>	<b>\$10,582,887</b>	<b>\$13,137,641</b>	<b>\$13,681,088</b>	<b>4.14%</b>
<b>TOTAL REVENUES</b>	<b>\$110,895,086</b>	<b>\$159,291,126</b>	<b>\$164,815,515</b>	<b>\$120,446,512</b>	<b>(26.92%)</b>



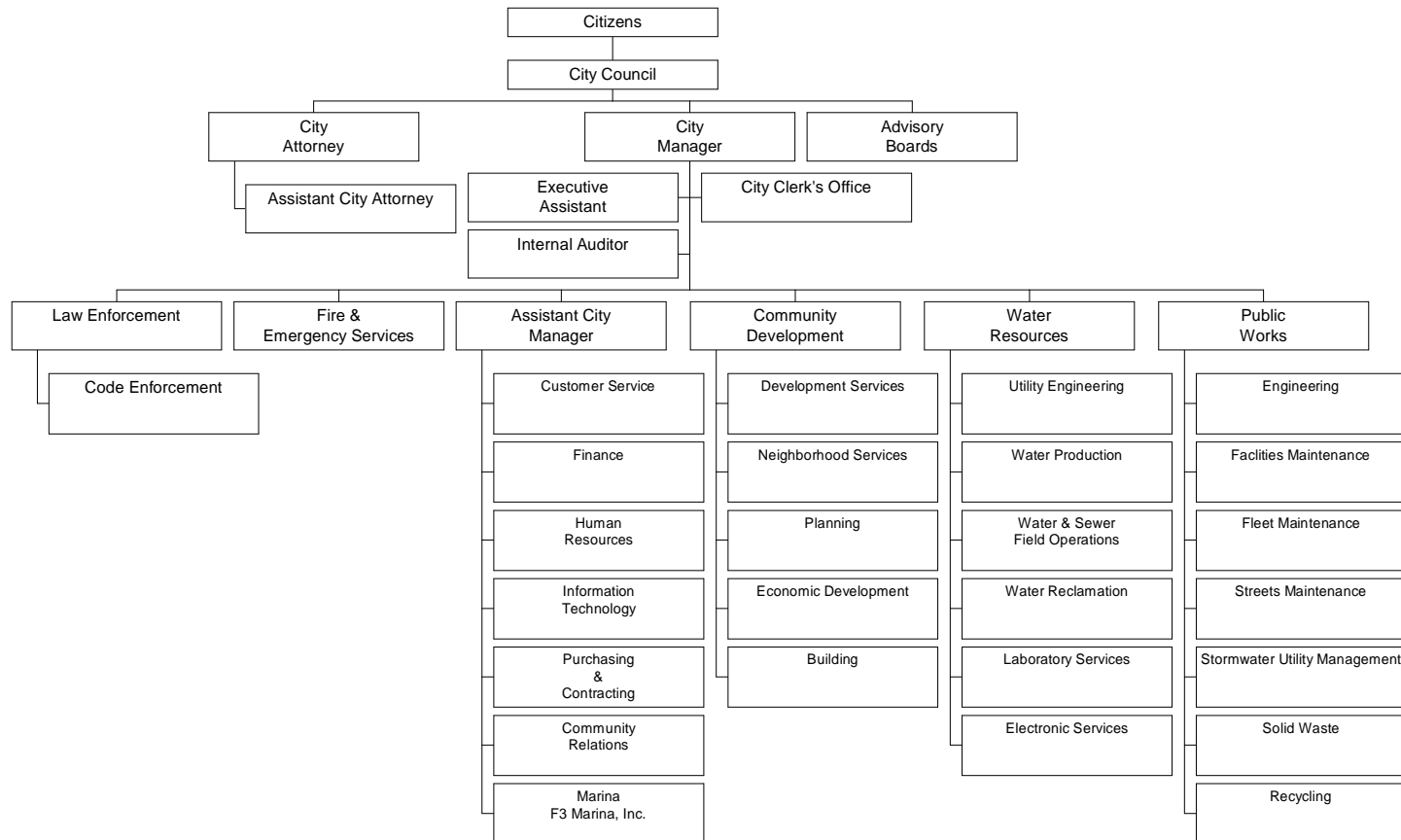
**CITY OF TITUSVILLE  
FY2022 ADOPTED BUDGET**

**EXPENDITURE SUMMARY**

**ALL FUNDS**

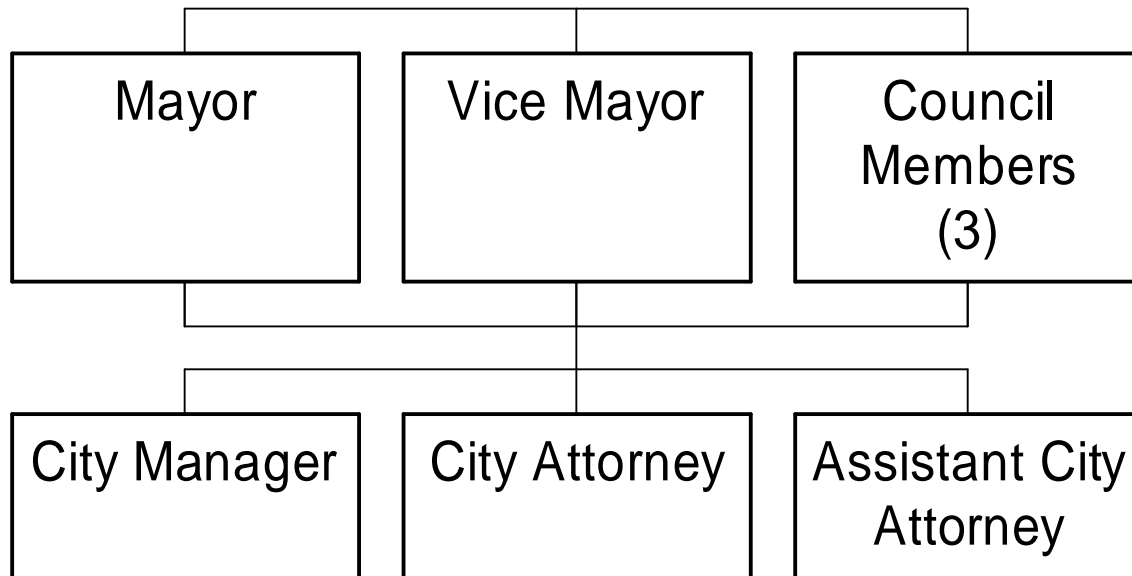
	<b>ACTUAL FY2019</b>	<b>ACTUAL FY2020</b>	<b>REVISED BUDGET FY2021</b>	<b>ADOPTED BUDGET FY2022</b>	<b>% CHANGE FY2021 TO FY2022</b>
<b>GENERAL USE FUNDS</b>					
001 - GENERAL FUND	39,476,032	39,244,786	52,182,722	51,637,153	(1.05%)
104 - CRA	943,727	999,210	2,220,849	1,018,412	(54.14%)
109 - FORFEITURE CONTRIBAND	43,376	32,468	148,048	93,648	(36.74%)
111 - IMPACT FEES	(17)	302,853	1,812,445	301,095	(83.39%)
118 - BUILDING INSPECTIONS	-	1,258,003	1,670,092	1,818,754	8.90%
121 - CDBG	662,840	297,198	887,704	-	(100.00%)
122 - HOME	43,929	43,314	597,541	-	(100.00%)
123 - SHIP	125,903	238,030	817,106	-	(100.00%)
203 - CAPITAL IMPROVEMENT BOND	732,267	733,649	729,746	730,548	0.11%
205 - G.O. BONDS	680,917	682,533	953,497	958,213	0.49%
207 - CRA - PIRN SERIES 2009	123,161	119,784	125,036	121,415	(2.90%)
301 - GENERAL CONSTRUCTION	188,126	504,314	738,502	-	(100.00%)
303 - ROADS AND STREETS	2,535,412	1,067,569	4,378,557	1,310,525	(70.07%)
304 - CRA CAPITAL PROJECTS	356,817	1,050,580	-	-	(0.00%)
401 - WATER AND SEWER SYSTEM	18,688,977	39,318,535	60,469,165	30,321,703	(49.86%)
402 - WS CONSTRUCTION	10,117,031	37,037,631	-	-	(0.00%)
404 - SOLID WASTE	5,056,556	5,274,752	8,902,503	6,771,770	(23.93%)
405 - MUNICIPAL MARINA	1,278,435	1,279,921	1,697,609	1,591,204	(6.27%)
406 - STORMWATER UTILITY MGMT	2,603,131	2,174,714	6,461,705	3,546,943	(45.11%)
408 - STORMWATER CAPITAL	1,871,758	2,804,178	-	-	(0.00%)
501 - FLEET MANAGEMENT	3,175,321	3,089,323	3,368,239	3,791,828	12.58%
502 - INFORMATION TECHNOLOGY	1,775,541	2,414,559	3,516,808	2,752,213	(21.74%)
<b>TOTAL GENERAL USE FUNDS</b>	<b>\$90,479,240</b>	<b>\$139,967,904</b>	<b>\$151,677,874</b>	<b>\$106,765,424</b>	<b>(29.61%)</b>
<b>SPECIAL USE FUNDS</b>					
504 - SELF INSURED DENTAL	319,492	338,204	597,285	680,996	14.02%
508 - LOSS FUND	1,287,152	1,825,765	2,559,728	2,241,078	(12.45%)
509 - LOSS FUND RESERVE	944,579	1,044,748	-	-	(0.00%)
510 - FULLY INSURED INSURANCE	882,101	873,658	1,112,987	1,162,113	4.41%
511 - PARTIALLY SELF INSURED	5,253,557	6,062,452	8,312,069	9,067,821	9.09%
512 - HEALTH CLINIC	195,805	392,594	555,572	529,080	(4.77%)
<b>TOTAL SPECIAL USE FUNDS</b>	<b>\$8,882,686</b>	<b>\$10,537,421</b>	<b>\$13,137,641</b>	<b>\$13,681,088</b>	<b>4.14%</b>
<b>TOTAL EXPENDITURES</b>	<b>\$99,361,926</b>	<b>\$150,505,325</b>	<b>\$164,815,515</b>	<b>\$120,446,512</b>	<b>(26.92%)</b>

## ***City-Wide Organization Chart***

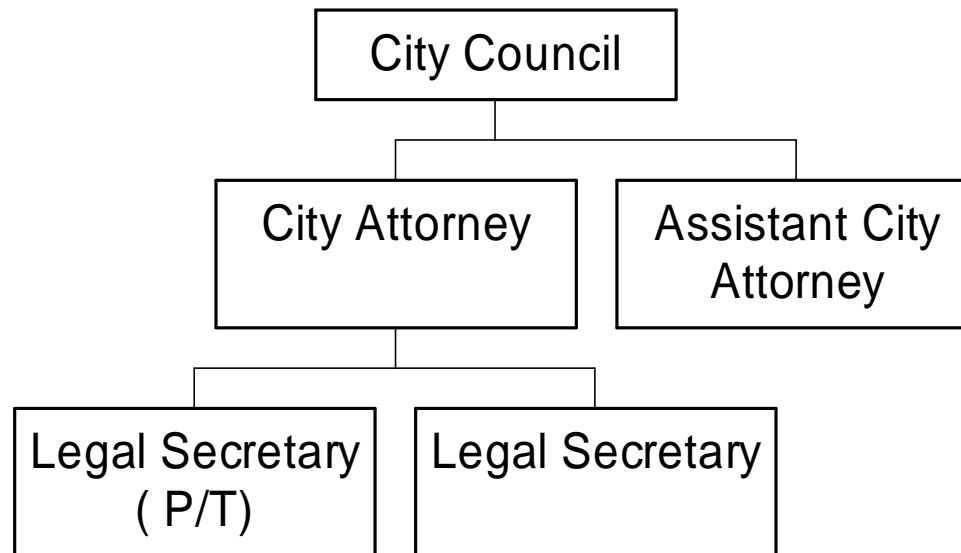




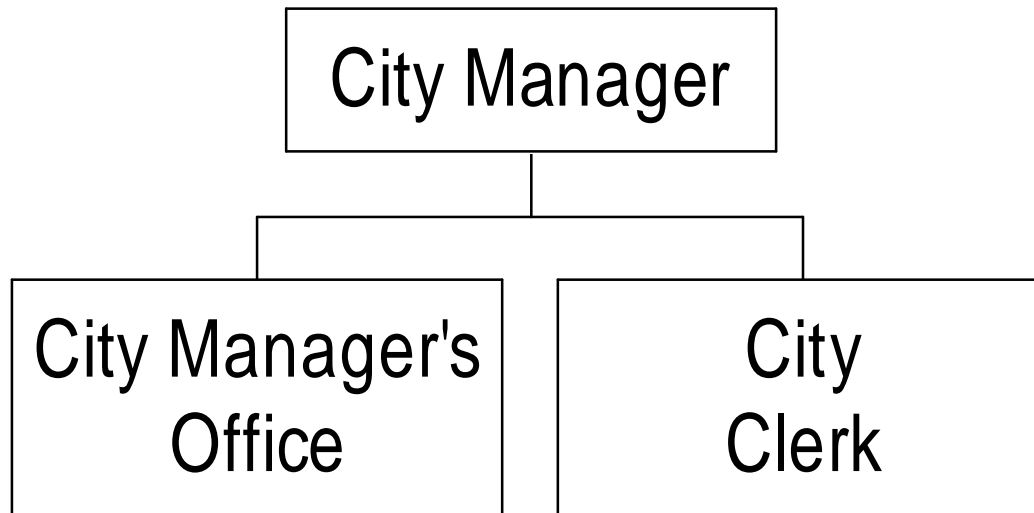
***City Council***  
***0101***



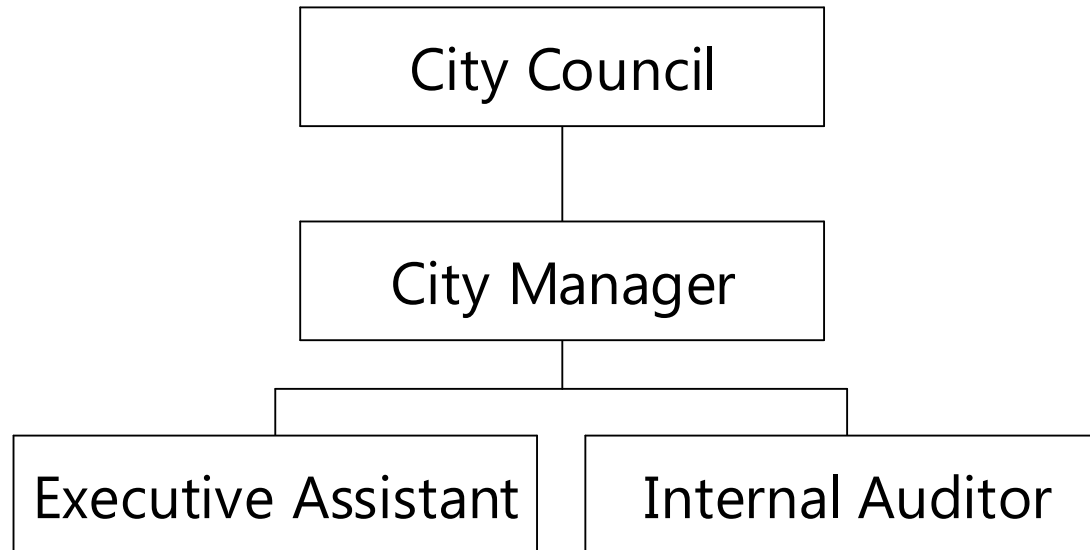
***City Attorney***  
***0201***



***Administration***  
***0301,0501***

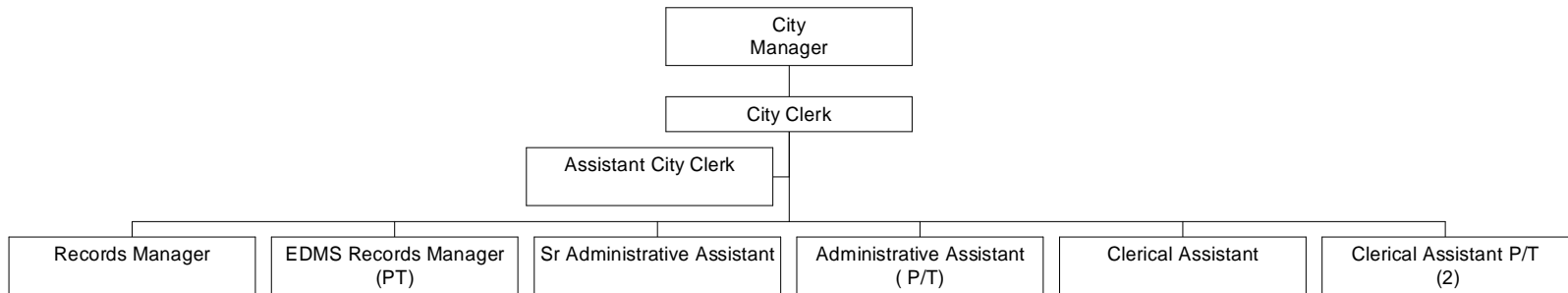


***City Manager***  
***0301***

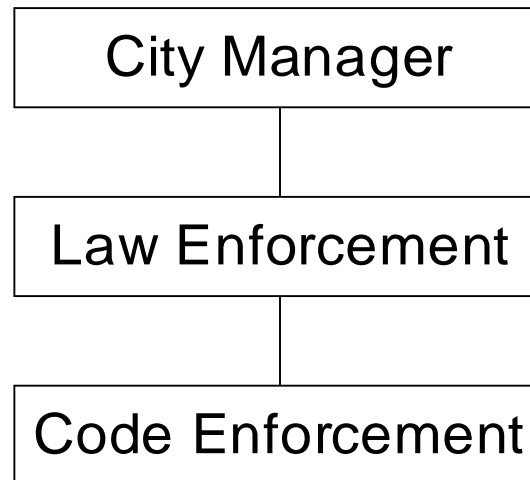


# ***City Clerk***

## ***0501***



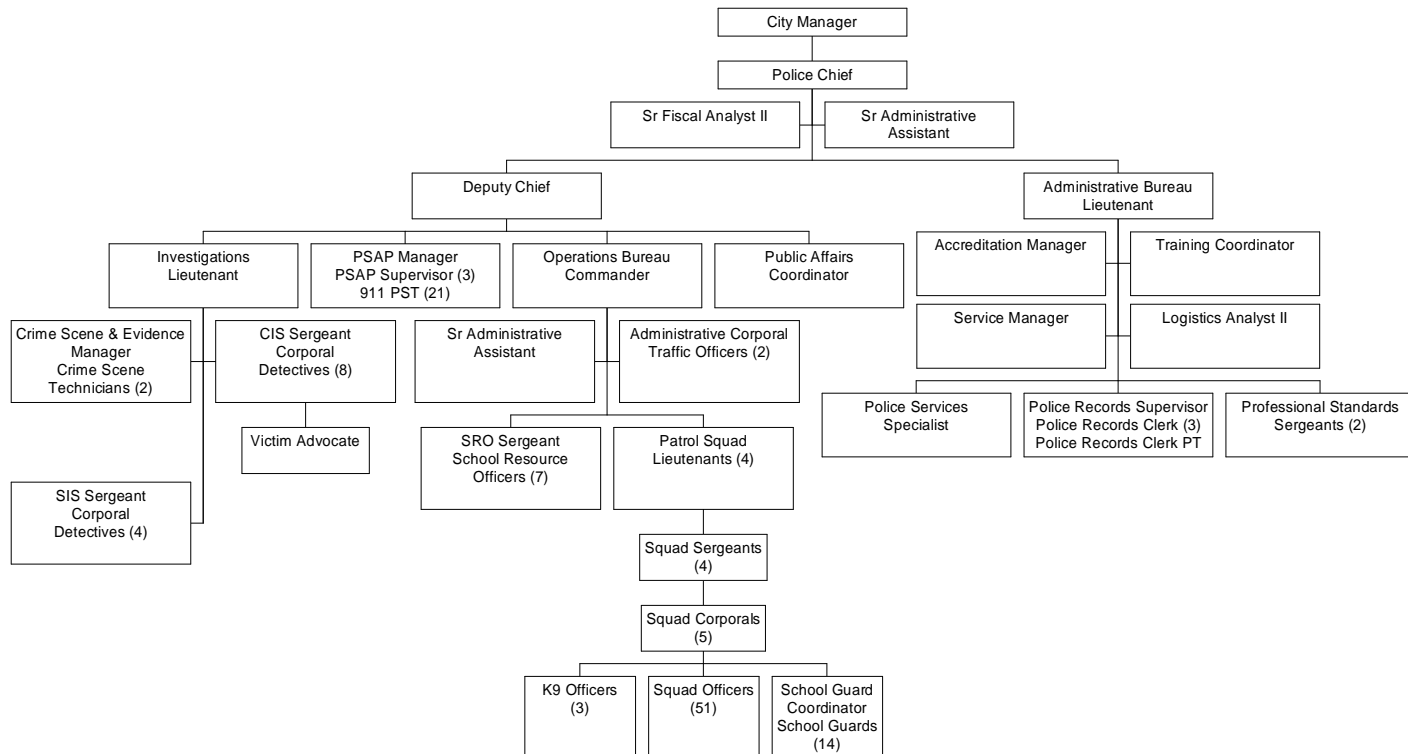
***Law Enforcement***  
***0801, 0808***





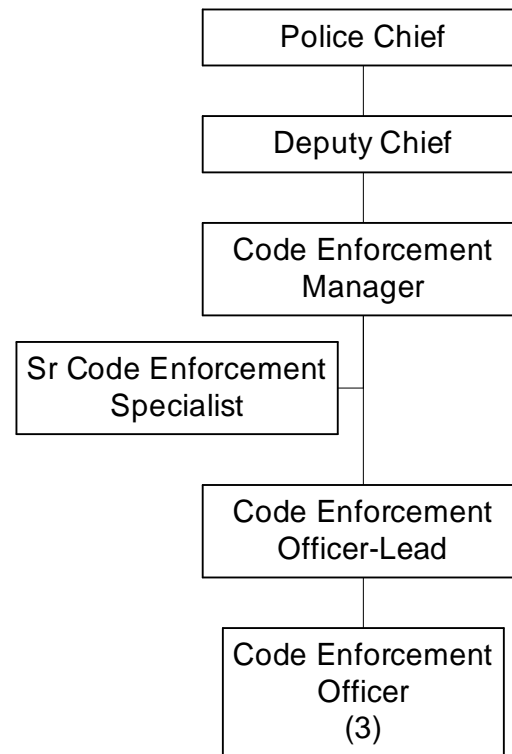
# **Law Enforcement**

## **0801**

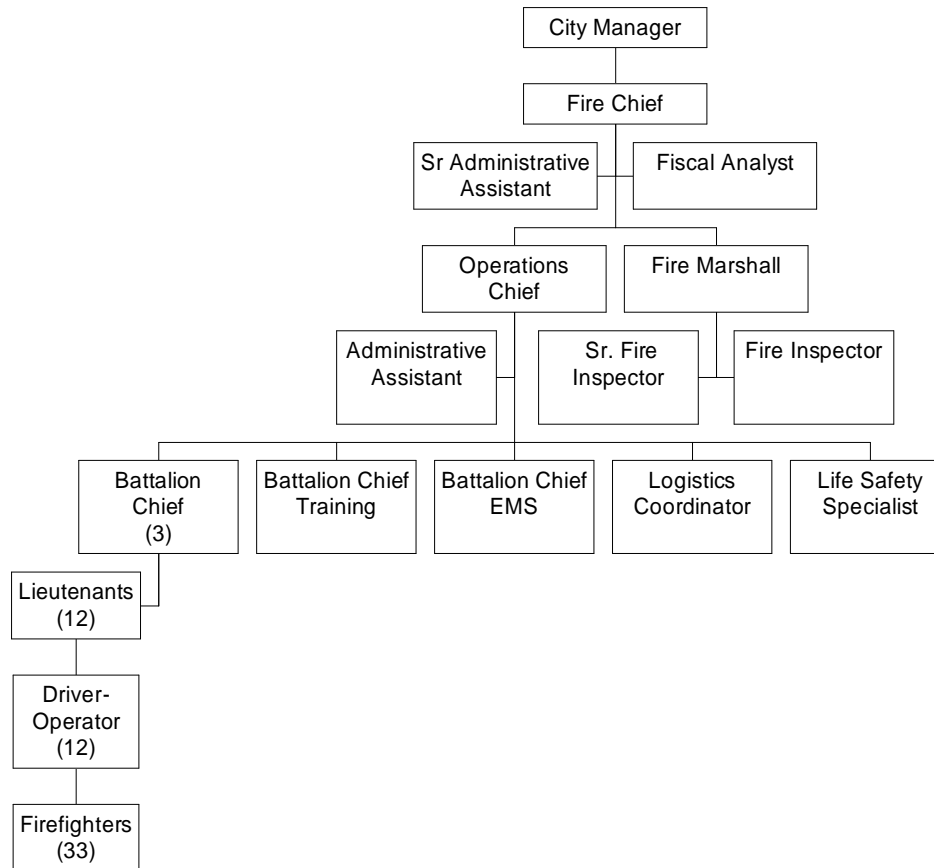


## ***Code Enforcement***

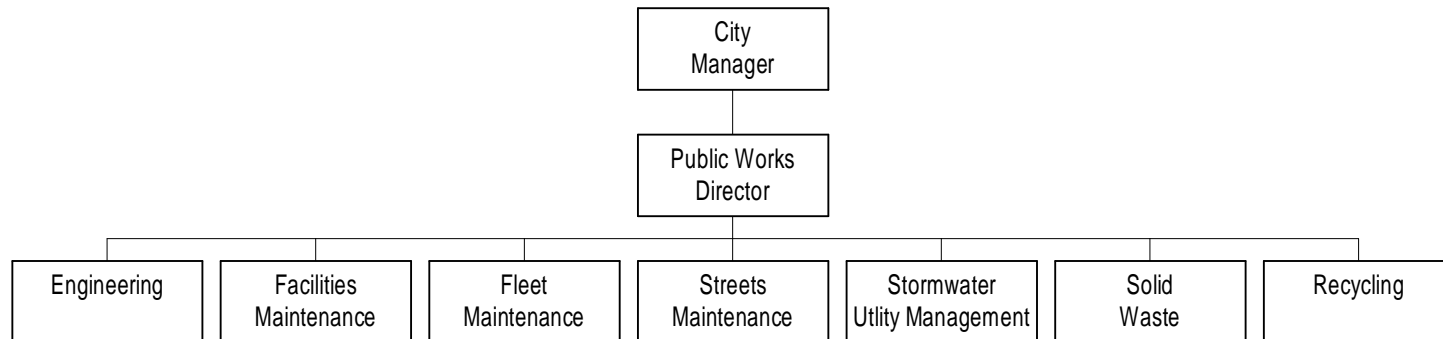
### ***0808***



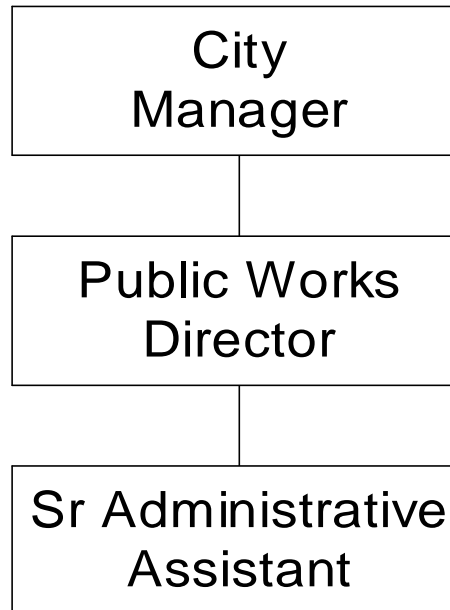
# ***Fire and Emergency Services 0901***



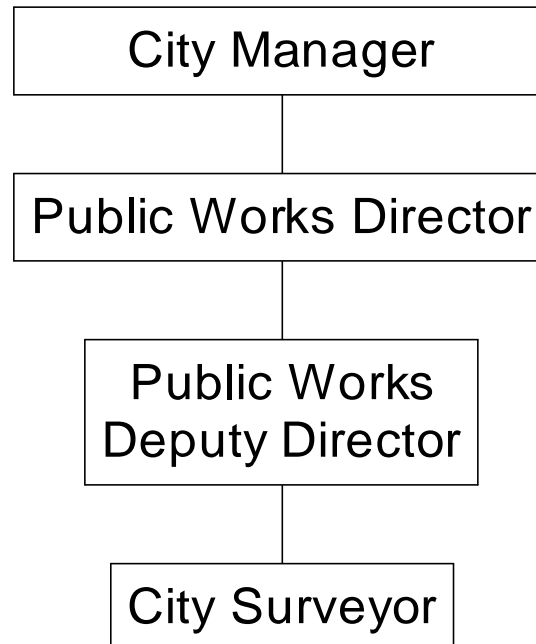
***Public Works***  
***1501,1507,1508,1509,1510,1512,1513, & 1614***



***Public Works  
Administration  
1501***

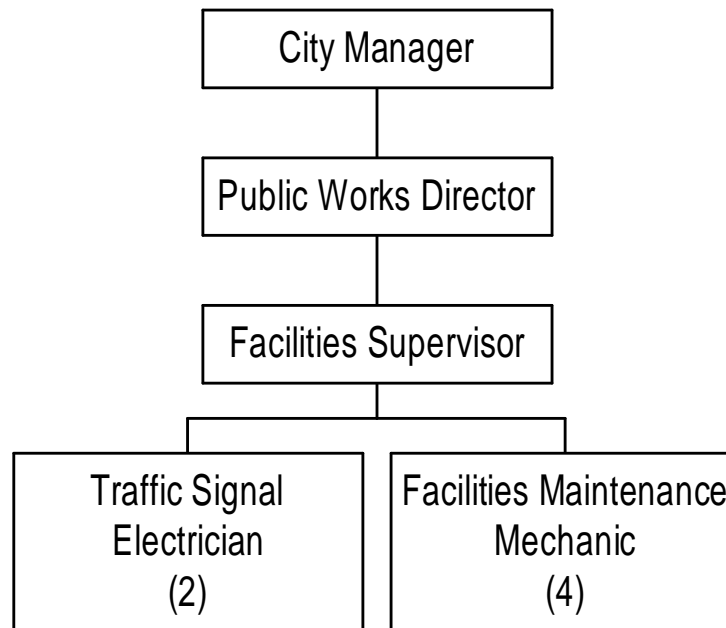


***Public Works  
Engineering  
1507***

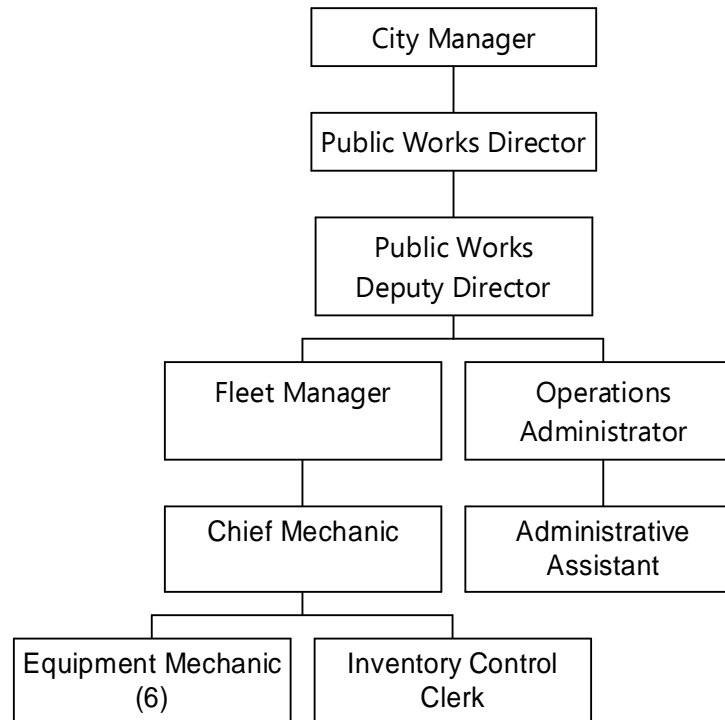




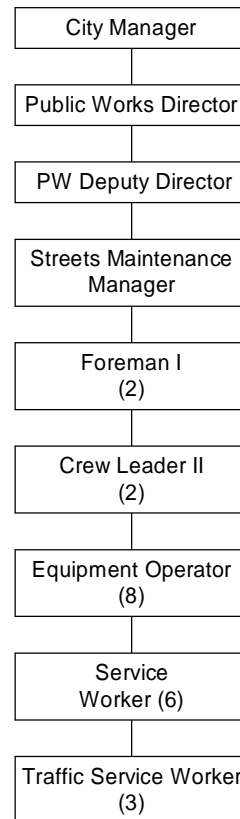
***Public Works  
Facilities Maintenance  
1508***



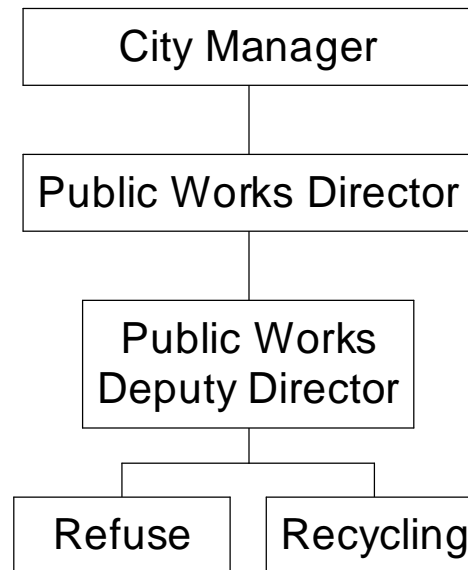
## ***Fleet Management 1509***



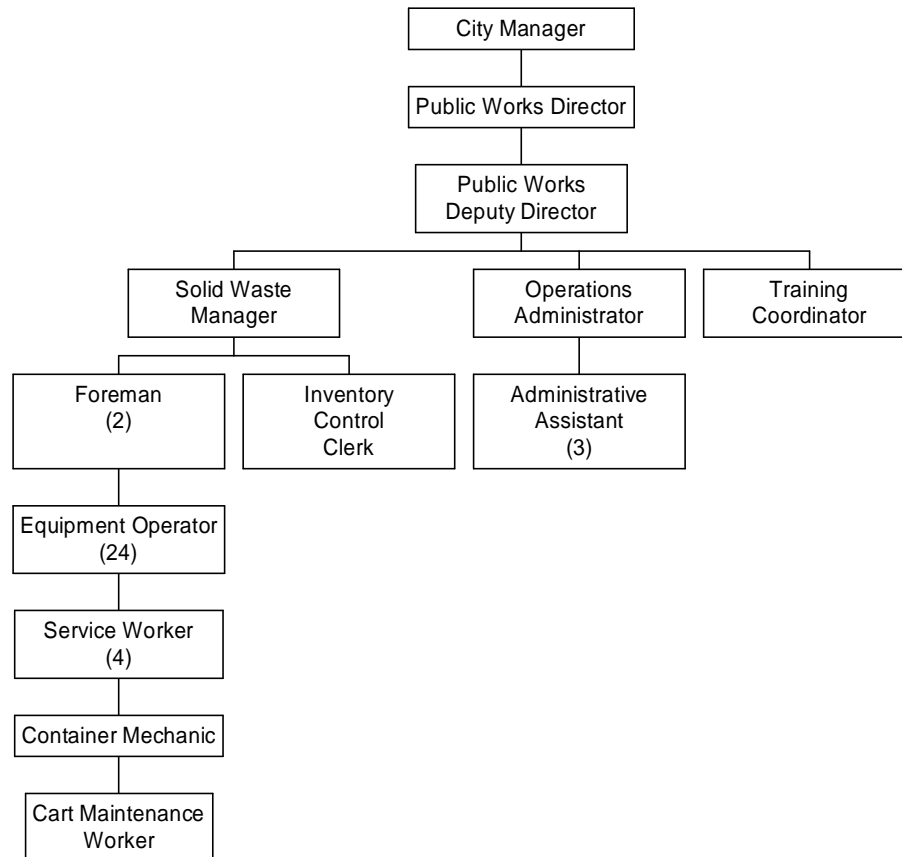
***Public Works***  
***Streets Maintenance***  
***1510***



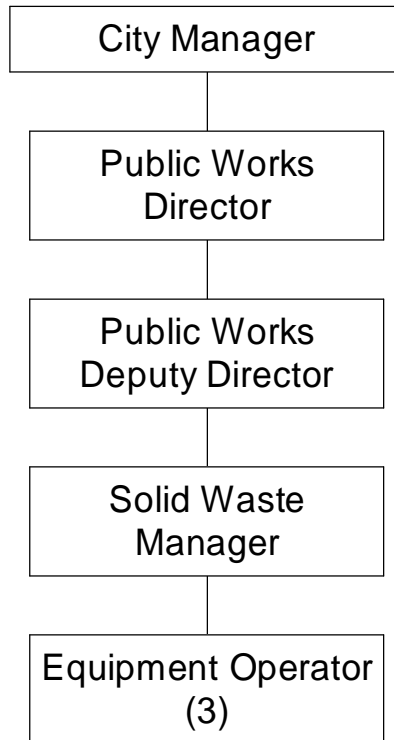
***Solid Waste  
Refuse/Recycling Division  
1512, 1513***



# ***Solid Waste Refuse 1512***



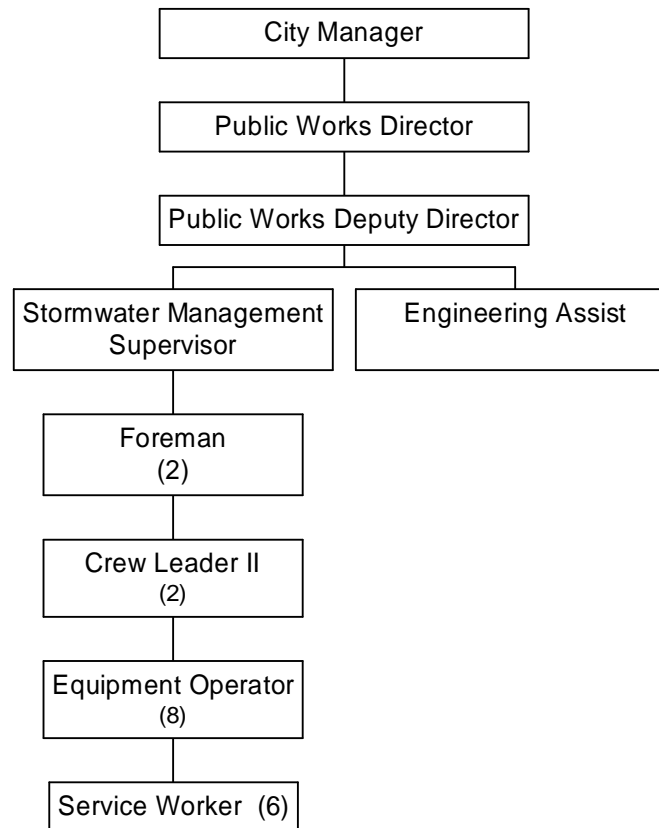
***Solid Waste  
Recycling  
1513***



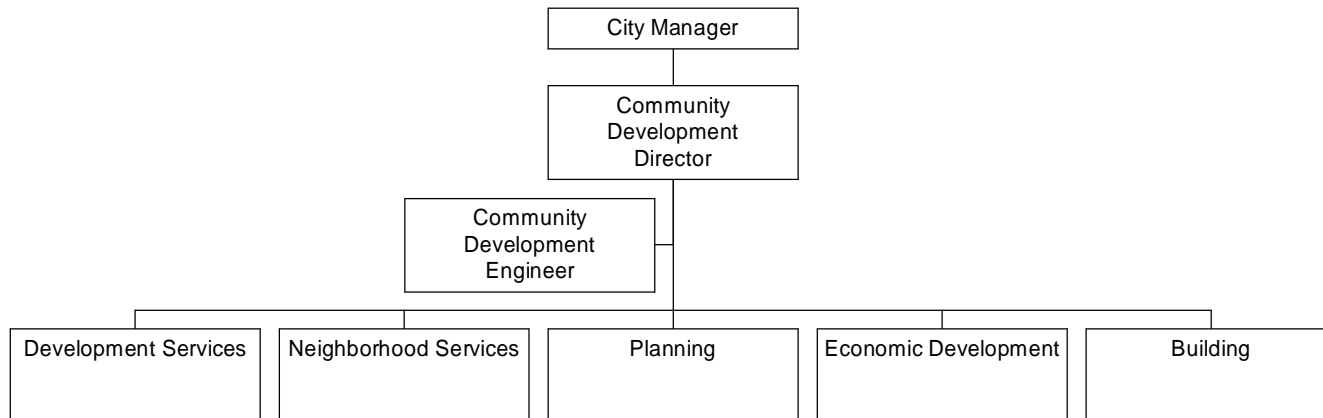


# ***Stormwater Utility Management***

## **1614**

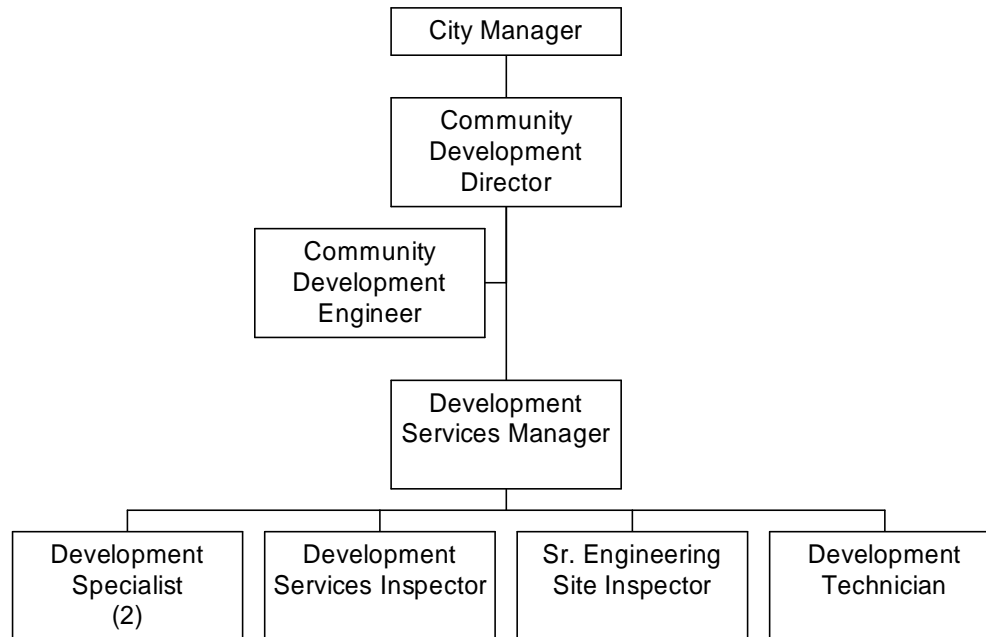


## ***Community Development*** ***1902, 1903, 1904, 1905 & 1909***

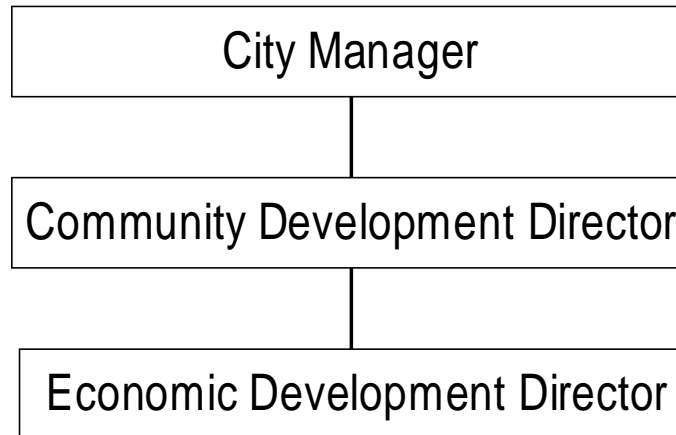


## ***Development Services***

### **1902**

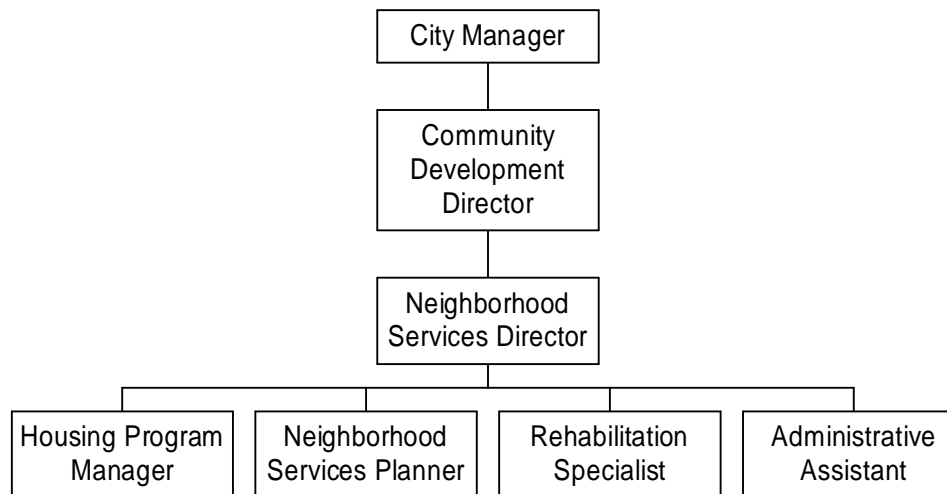


***Economic Development***  
***1903***



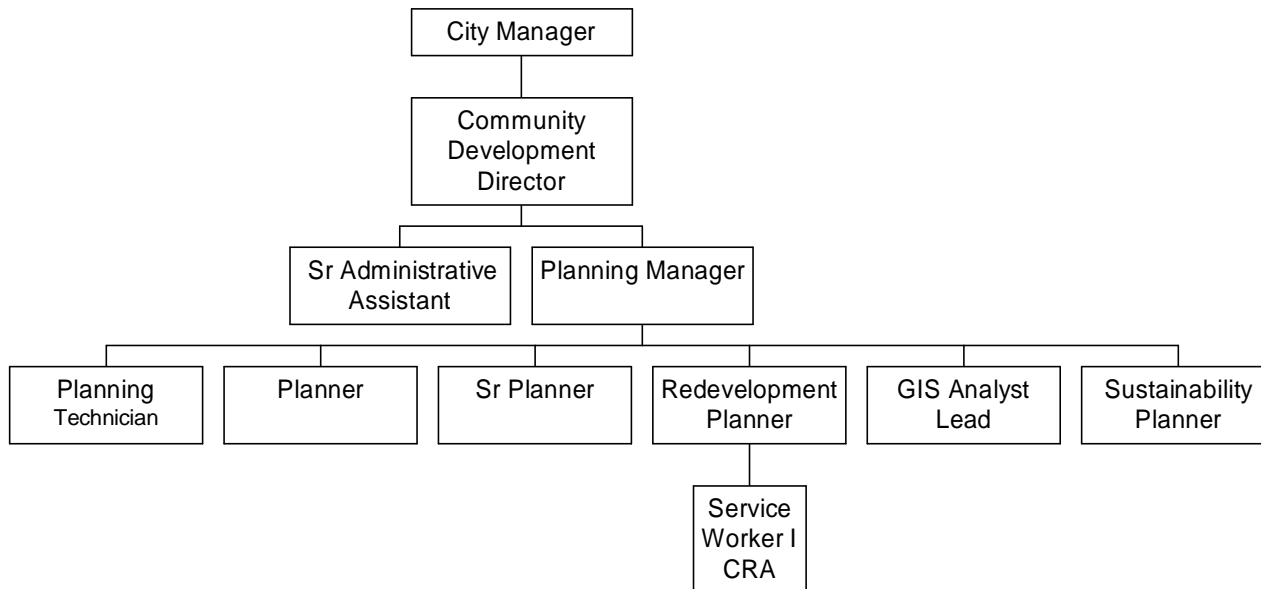
## ***Neighborhood Services***

### ***1904***

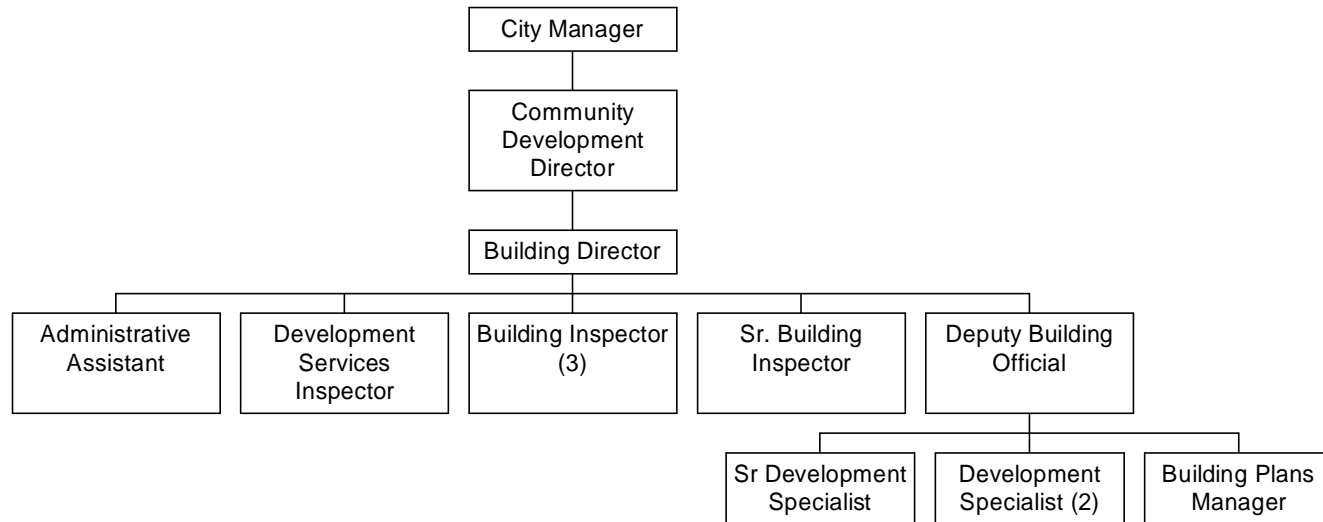


# **Planning**

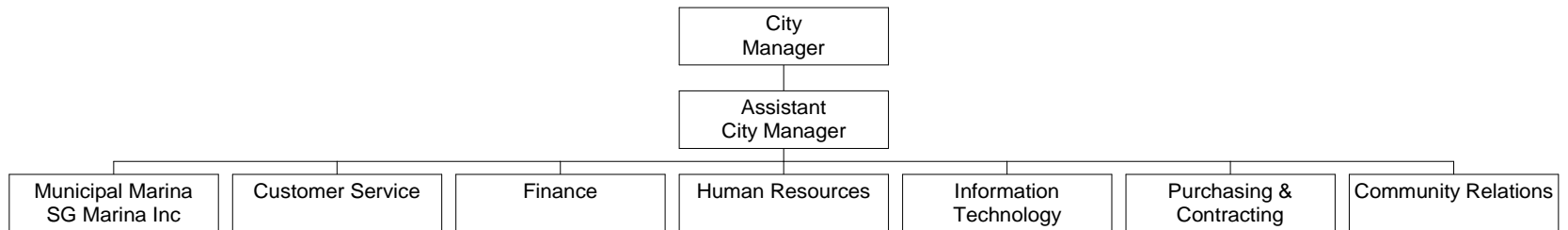
## **1905**



# ***Building 1909***



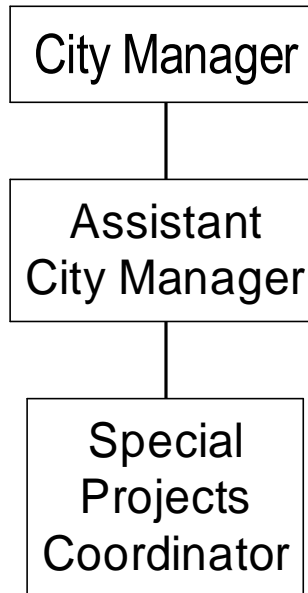
***Support Services Department***  
***1701,1702,1703,1704,1705,1706, & 1707***





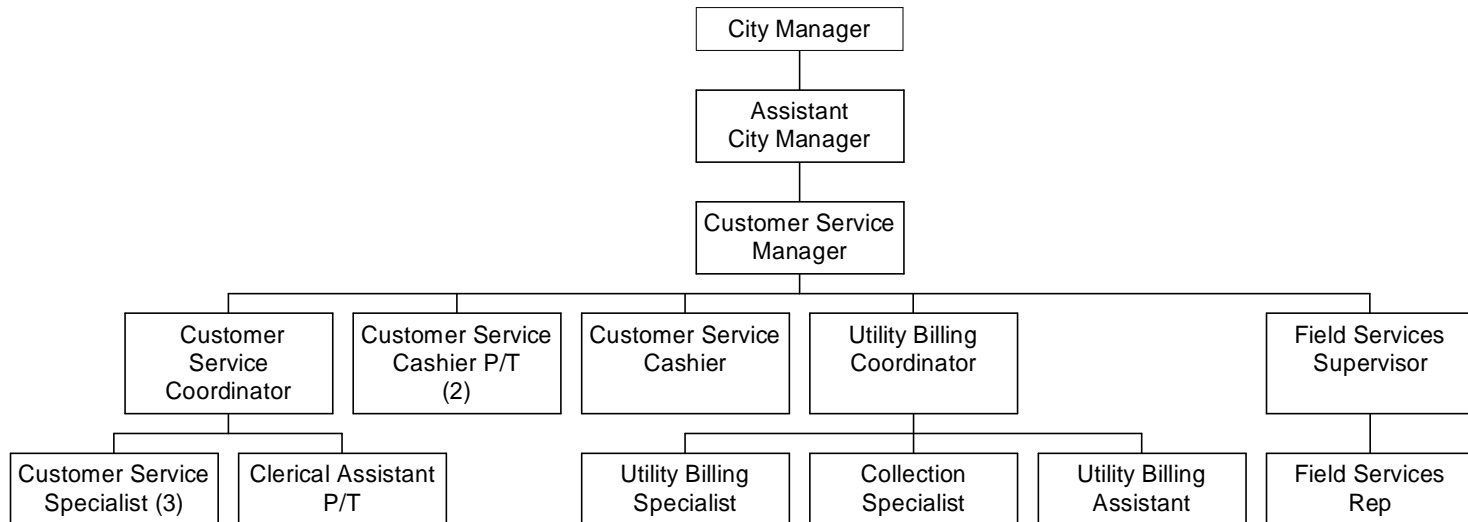
## ***Support Services***

### ***1701***



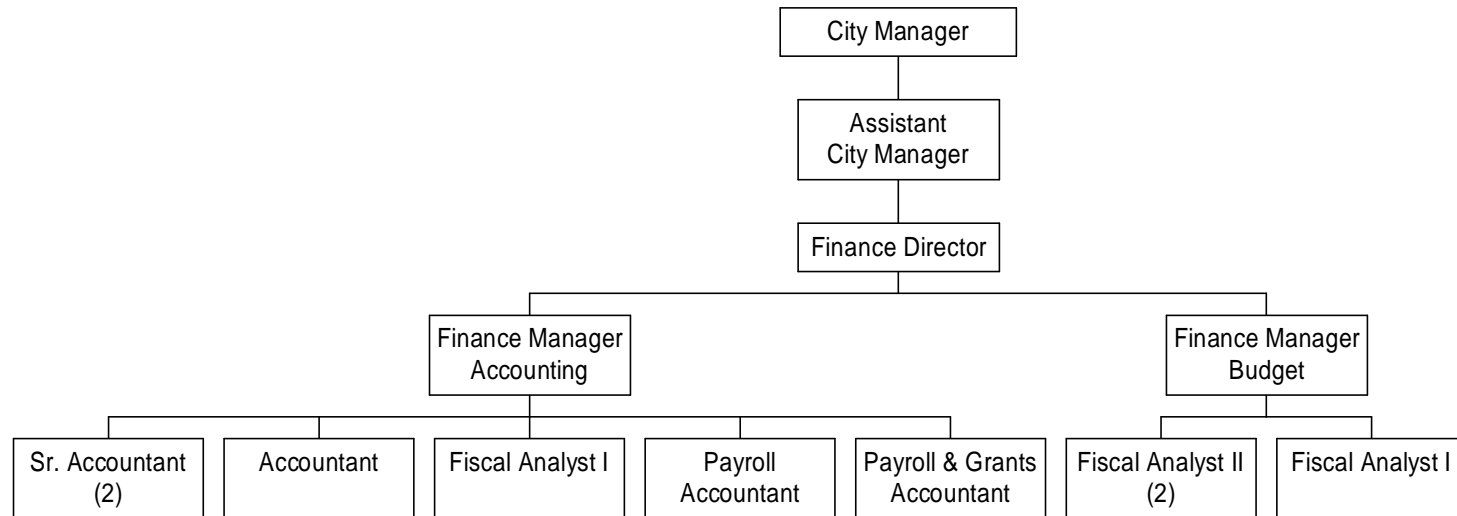
## ***Customer Service***

### ***1702***



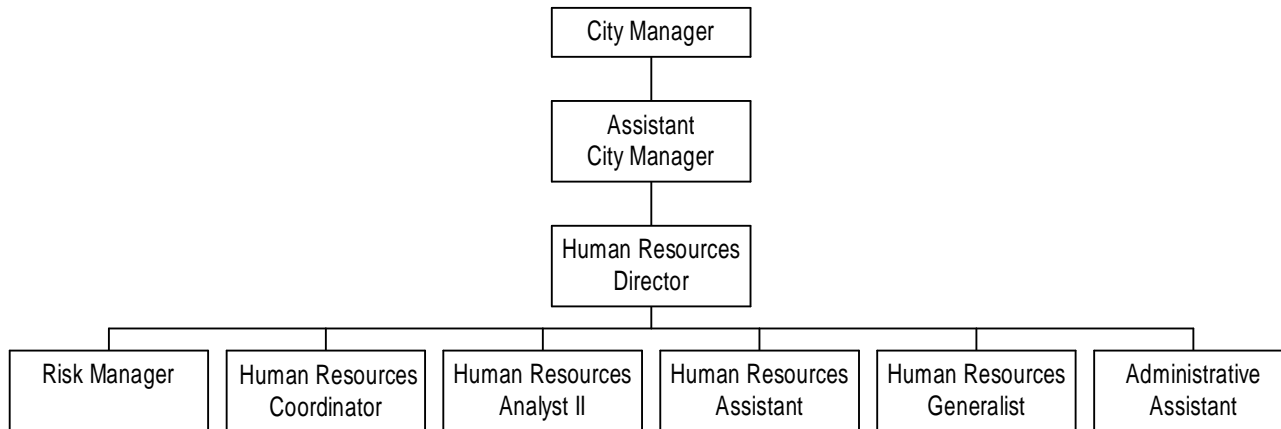
# ***Finance***

## ***1703***

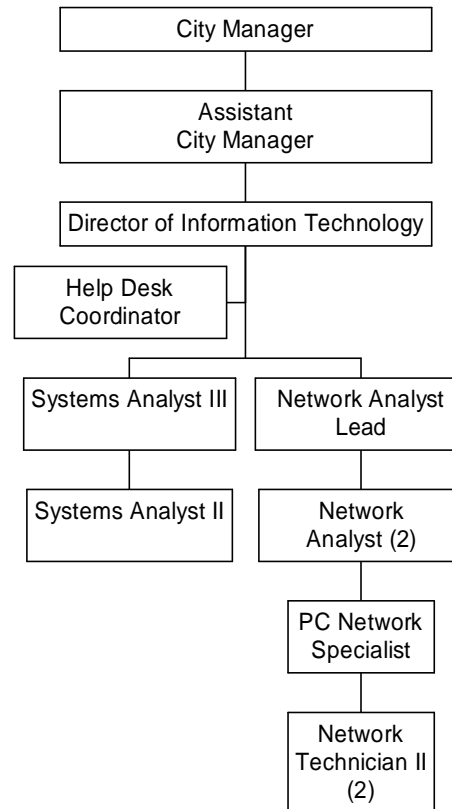


# ***Human Resources***

## ***1704***

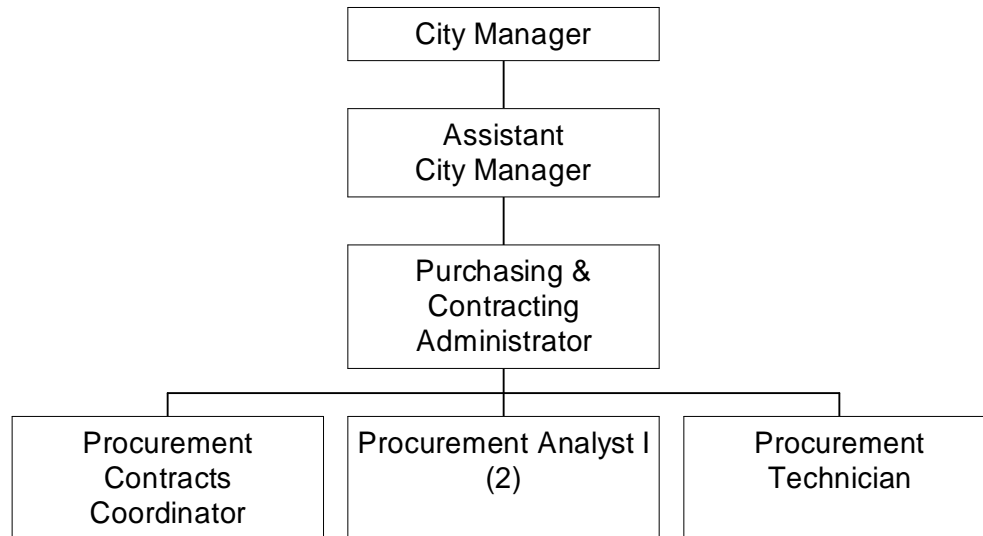


# ***Information Technology 1705***



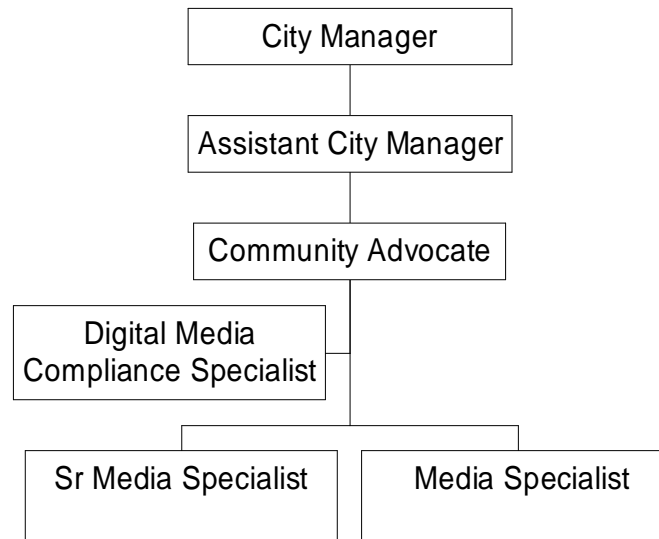
## ***Purchasing & Contracting***

### **1706**

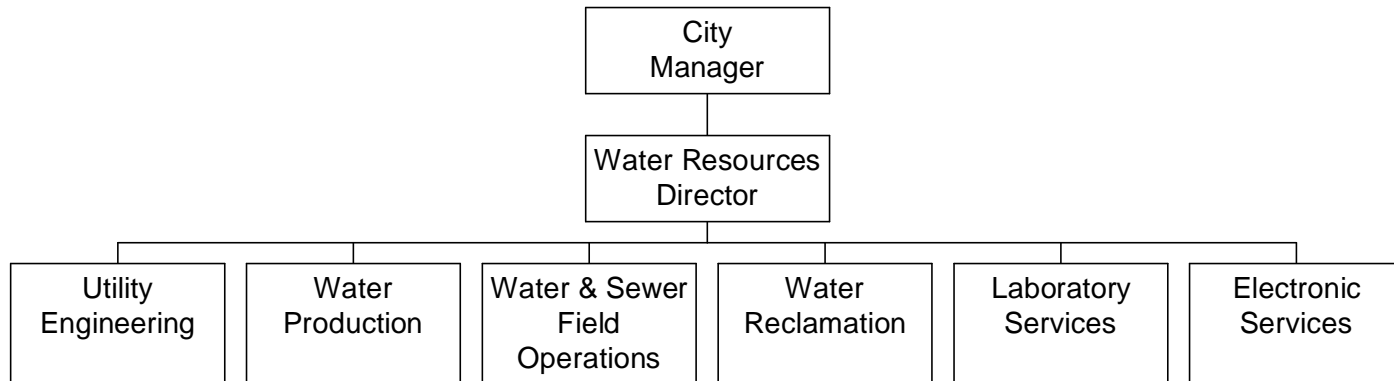


## ***Community Relations***

### ***1707***



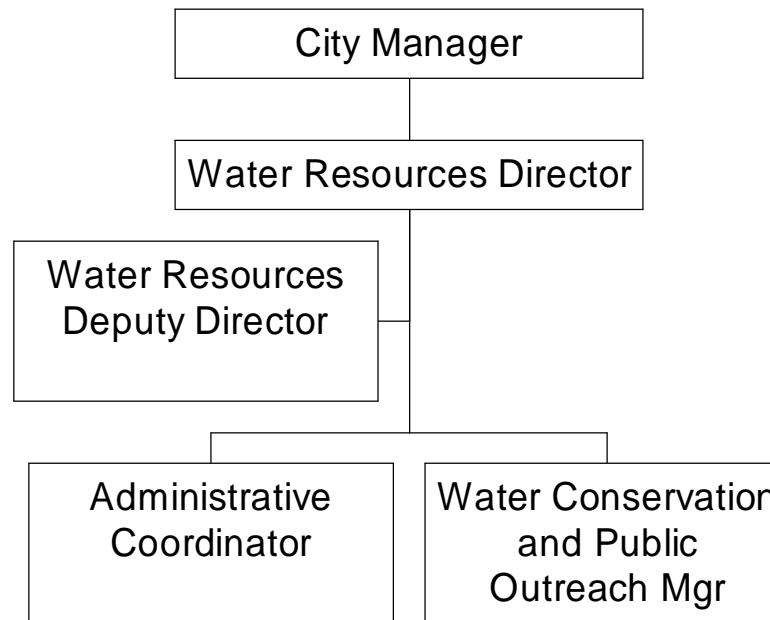
**Water Resources**  
**1601,1607,1615,1616,1618,**  
**1619, & 1629**



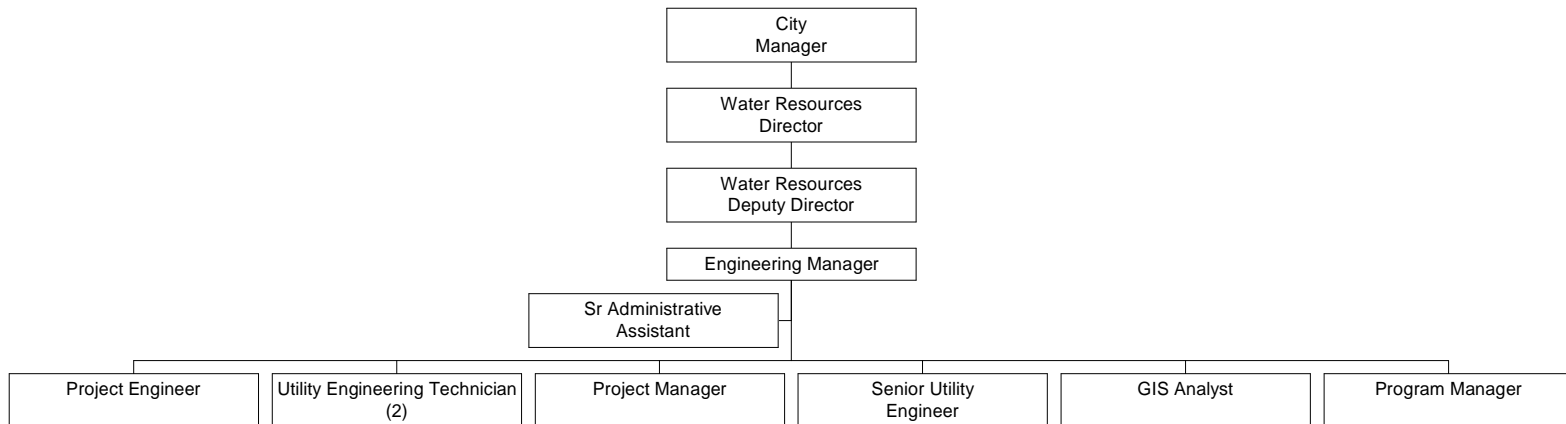


## ***Water Resources Administration***

### ***1601***



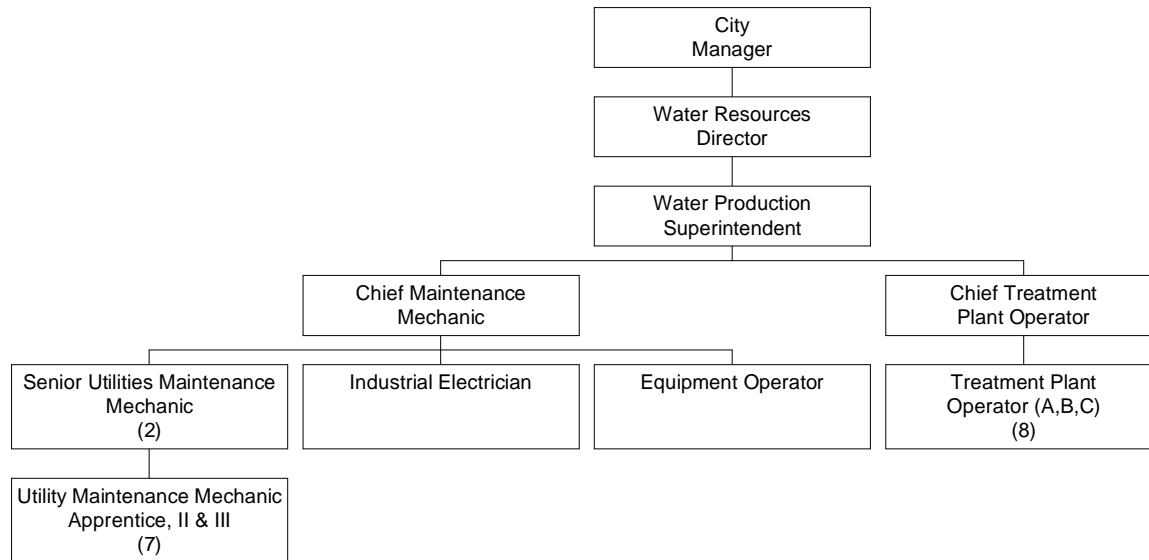
# ***Water Resources Utility Engineering 1607***



# ***Water Resources***

## ***Water Production***

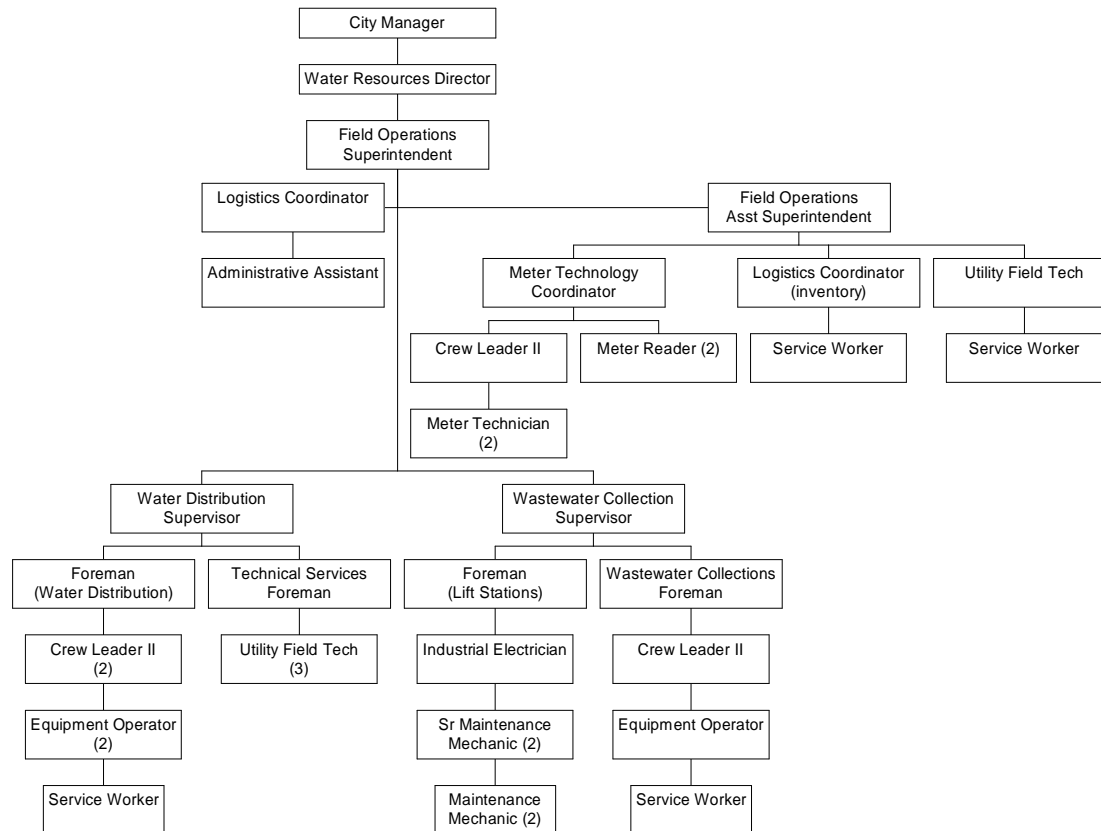
### ***1615***



# **Water Resources**

## **Water & Sewer Field Operations**

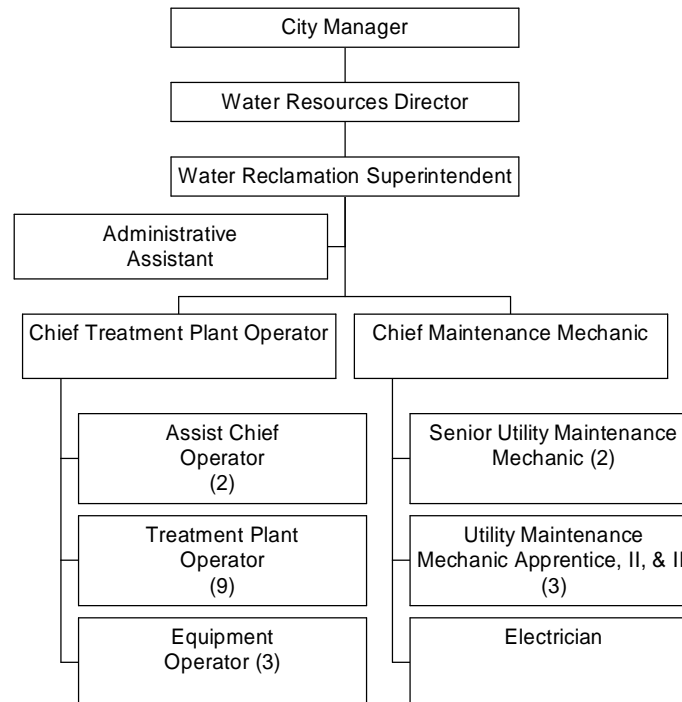
### **1616**



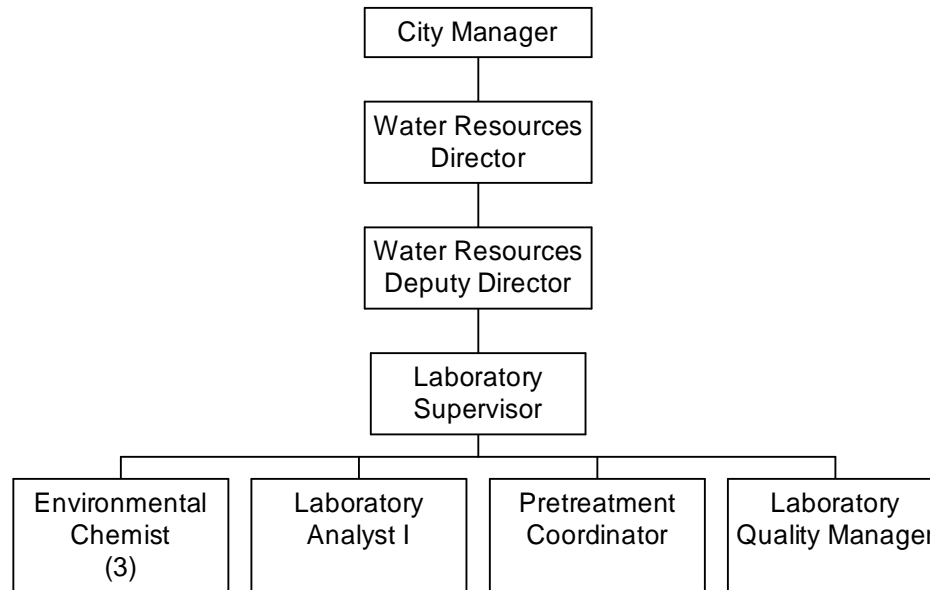
# ***Water Resources***

## ***Water Reclamation***

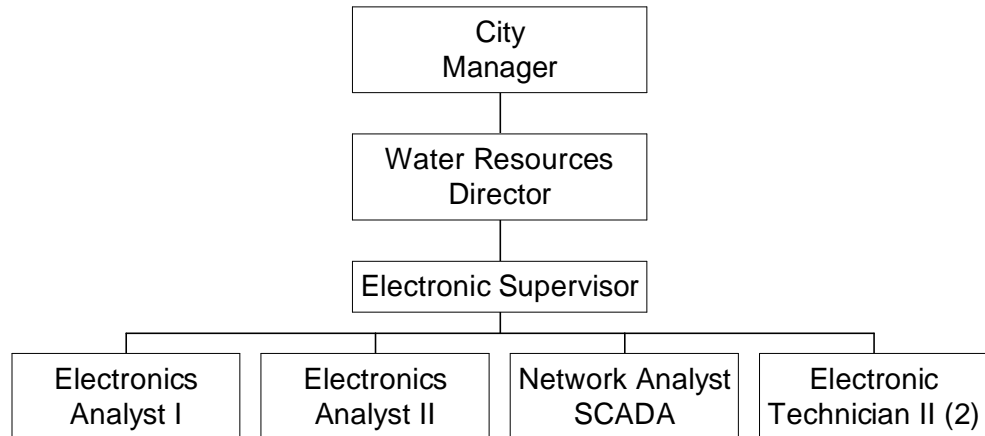
### ***1618***



# ***Water Resources Laboratory Services 1619***



***Water Resources***  
***Electronic Services***  
**1629**



**CITY OF TITUSVILLE**

**ADOPTED BUDGET FY 2022**

**FIVE YEAR HISTORY OF BUDGETED PERSONNEL**

	<b>FY 2018</b>	<b>FY 2019</b>	<b>FY 2020</b>	<b>FY 2021</b>	<b>FY 2022</b>
<b>Administration</b>					
City Council	5.0	5.0	5.0	5.0	5.0
City Attorney	3.5	3.5	3.5	3.5	3.5
City Manager	3.0	3.0	3.0	3.0	3.0
City Clerk	7.0	7.0	7.0	7.0	7.0
Total Full-Time Equivalent Positions	18.5	18.5	18.5	18.5	18.5
<b>Operations</b>					
Fire & Emergency Services	73.0	70.0	69.0	69.0	72.0 (1)
Police	146.0	148.0	149.0	152.0	157.0 (2)
Public Works	93.0	93.0	96.0	102.0	102.0 (3)
Water Resources	99.0	99.0	102.0	103.0	110.0 (4)
Total Full-Time Equivalent Positions	411.0	410.0	416.0	426.0	441.0
<b>Community Development</b>					
Community Development	32.5	32.5	22.5	23.0	23.0
Building	0.0	0.0	11.0	11.0	12.0 (5)
Total Full-Time Equivalent Positions	32.5	32.5	33.5	34.0	35.0
<b>Support Services</b>					
Support Services	2.0	2.0	2.0	2.0	2.0
Human Resources	6.0	6.0	6.0	6.0	7.0 (6)
Finance	11.5	11.5	12.0	12.0	12.0
Customer Service	13.0	13.0	13.5	13.5	13.5
Information Technology	8.0	8.0	10.0	10.0	10.0
Purchasing & Contracts	4.0	4.0	4.0	4.0	5.0 (7)
Community Relations	3.0	3.0	4.0	4.0	4.0
Total Full-Time Equivalent Positions	47.5	47.5	51.5	51.5	53.5
Total Full-Time Equivalent Positions	509.5	508.5	519.5	530.0	548.0

**ADOPTED FY 2022:**

- (1) Add 3 Firefighters (3.0 FTE)
- (2) Add 3 Police Officers (3.0 FTE) and 2 New Dispatchers (2.0 FTE)
- (3) Remove Project Engineer (-1.0 FTE), Add Traffic Service Worker (1.0 FTE),
- (4) Add Program Manager (1.0 FTE), 2 Equipment Operator III (2.0 FTE), Electrician Apprentice (1.0 FTE), Utility Field Technician (1.0 FTE), Maintenance Mechanic Apprentice (1.0 FTE), Laboratory Quality Manager (1.0 FTE)
- (5) Add Building Inspector (1.0 FTE)
- (6) Add Human Resource Generalist (1.0 FTE)
- (7) Add Procurement Technician (1.0 FTE)





**CITY OF TITUSVILLE  
FY2022 ADOPTED BUDGET**

**REVENUE SUMMARY BY SOURCE**

**GENERAL FUND**

	<b>ACTUAL FY2019</b>	<b>ACTUAL FY2020</b>	<b>REVISED BUDGET FY2021</b>	<b>ADOPTED BUDGET FY2022</b>	<b>% CHANGE FY2021 TO FY2022</b>
<b>PROPERTY TAX</b>					
311.10-00 - AD VALOREM CURRENT	14,462,522	15,322,965	15,339,280	16,546,421	7.87%
311.20-00 - AD VALOREM/DELINQUENT	2,906	14,530	60,000	60,000	(0.00%)
<b>TOTAL PROPERTY TAX</b>	<b>\$14,465,428</b>	<b>\$15,337,495</b>	<b>\$15,399,280</b>	<b>\$16,606,421</b>	<b>7.84%</b>
<b>UTILITY &amp; FRANCHISE TAX</b>					
314.10-00 - UTIL SVC TAX/ELECTRIC	3,612,464	3,553,641	3,206,152	3,206,152	(0.00%)
314.30-00 - PUBLIC SVC TAX/WATER	701,208	785,575	715,302	817,137	14.24%
314.40-00 - PUBLIC SERVICE TAX/GAS	204,008	209,382	190,000	190,000	(0.00%)
319.10-00 - SIMPLIFIED COMM	1,280,535	1,267,475	1,184,683	1,184,683	(0.00%)
323.10-00 - FRANCHISE FEE/ELECTRIC	2,731,931	2,568,524	2,703,378	2,703,378	(0.00%)
323.40-00 - FRANCHISE FEE/GAS	157,274	155,573	154,200	154,200	(0.00%)
323.70-00 - FRANCHISE FEE/SW	435,470	498,054	453,000	504,700	11.41%
323.90-00 - FRANCHISE FEE/OTHER	25,051	31,179	35,100	8,900	(74.64%)
<b>TOTAL UTILITY &amp; FRANCHISE TAX</b>	<b>\$9,147,941</b>	<b>\$9,069,403</b>	<b>\$8,641,815</b>	<b>\$8,769,150</b>	<b>1.47%</b>
<b>PERMITS FEES &amp; SPEC ASSMT</b>					
321.10-01 - OCC LICENSES/GENERAL	166,309	258,265	280,000	280,000	(0.00%)
321.10-02 - OCC LICENSES/ECON DEV	159,857	29,494	-	-	(0.00%)
321.10-03 - OCC LICENSE/CO ECON DEV	10,104	19,030	9,000	15,000	66.67%
321.10-05 - OCC LICENSES/COUNTY	10,104	9,515	9,000	15,000	66.67%
322.10-01 - BUILDING PERMITS/CITY	1,487,184	45,924	-	-	(0.00%)
322.10-03 - BUILDING PERMITS/FEDERAL	-	41,036	-	-	(0.00%)
323.71-00 - FRANCHISE FEE/RECYCLE	-	-	34,400	36,100	4.94%
329.10-06 - BUILDING EDUCATION	55,965	-	-	-	(0.00%)
329.20-01 - DCA SURCHARGE	1,652	-	-	-	(0.00%)
329.30-01 - BCAIB SURCHARGE	2,237	-	-	-	(0.00%)
329.40-01 - VACANT PROPERTY	23,100	37,726	56,000	30,000	(46.43%)
<b>TOTAL PERMITS FEES &amp; SPEC ASSMT</b>	<b>\$1,916,512</b>	<b>\$440,990</b>	<b>\$388,400</b>	<b>\$376,100</b>	<b>(3.17%)</b>
<b>INTERGOVERNMENTAL</b>					
312.41-00 - LOCAL OPTION GAS TAX	1,173,179	1,098,581	1,072,189	1,148,038	7.07%
331.20-04 - FEDERAL GRANT/BP VESTS	9,359	12,001	10,939	-	(100.00%)
331.20-07 - FEDERAL GRANT/JAG	28,968	18,953	36,555	-	(100.00%)
331.20-09 - FED GRANT/DRIVER SFTY	-	5,000	-	-	(0.00%)
331.20-10 - FEDERAL GRANT/SAFER	258,397	118,299	-	-	(0.00%)



**CITY OF TITUSVILLE  
FY2022 ADOPTED BUDGET**

**REVENUE SUMMARY BY SOURCE**

**GENERAL FUND**

	ACTUAL FY2019	ACTUAL FY2020	REVISED BUDGET FY2021	ADOPTED BUDGET FY2022	% CHANGE FY2021 TO FY2022
331.49-02 - FEDERAL GRANT/EPA	-	-	300,000	-	(100.00%)
331.50-00 - FEDERAL GRANT/ECON ENV	40,000	-	-	-	(0.00%)
331.50-02 - FEDERAL GRANT/FEMA-IRMA	38,544	(8,870)	-	-	(0.00%)
331.50-07 - FEDERAL GRANT/CARES REIMBUR	-	280,714	-	-	(0.00%)
334.20-02 - STATE GRANT/VOCA	51,478	52,813	52,879	-	(100.00%)
334.49-01 - STATE GRANT/FDOT MEDIAN	75,600	56,700	93,450	75,600	(19.10%)
334.49-02 - ST.GRANT/TRAFFIC SIGNAL MAI	-	243,215	120,046	123,169	2.60%
334.49-03 - STATE GRANT/FDOT STREET LIG	168,279	173,330	143,512	147,030	2.45%
334.50-03 - STATE GRANT/HUR MICHAEL	19,342	-	-	-	(0.00%)
335.12-00 - STATE REVENUE SHARING	2,010,961	1,840,933	1,638,306	2,068,788	26.28%
335.14-00 - ST REV/MOBILE HOME LIC	24,255	24,526	22,895	22,895	(0.00%)
335.15-00 - ST REV/ALCOHOL BEV LIC	29,241	31,339	26,000	30,000	15.38%
335.18-00 - STATE REV/HALF-CENT SALES T	2,832,756	2,770,288	2,426,575	3,029,450	24.84%
335.20-01 - PUB SAFETY/ST FF SUPP	14,604	18,745	19,734	19,500	(1.19%)
335.40-01 - TRANSPORT/MOTOR VEH TAX	6,335	36,078	15,000	20,000	33.33%
337.20-20 - PUBLIC SAFETY/BREVARD COUNT	-	-	11,749	-	(100.00%)
338.10-10 - INGOVT RADIO FINES	17,743	19,883	-	18,000	(0.00%)
339.10-01 - TITUS HOUSING AUTH	53,931	56,610	49,116	55,000	11.98%
<b>TOTAL INTERGOVERNMENTAL</b>	<b>\$6,852,972</b>	<b>\$6,849,138</b>	<b>\$6,038,945</b>	<b>\$6,757,470</b>	<b>11.90%</b>
<b>CHARGES FOR SERVICES</b>					
341.10-00 - RECORDING FEES	-	(5,466)	-	-	(0.00%)
341.90-02 - PLANNING FEES	37,803	44,951	25,000	35,000	40.00%
341.90-03 - SITE FEES	296,978	278,626	100,000	300,000	200.00%
341.90-04 - AD REIMBURSEMENT FEES	8,050	8,720	-	-	(0.00%)
341.90-16 - COPY/CERTIFICATION FEES	5,549	8,251	-	-	(0.00%)
341.90-22 - CHARGES FOR SERVIES - LOT C	-	(24,172)	-	-	(0.00%)
341.90-23 - CHARGES FOR SERVICES - LOT	-	(4,443)	-	43,000	(0.00%)
341.90-51 - PROP LIEN RESEARCH FEES	51,728	44,682	30,000	30,000	(0.00%)
341.91-04 - GF ADMIN FEES/CRA	31,691	38,492	35,428	39,083	10.32%
341.91-18 - GF ADMIN FEES/BUILDING	-	239,264	303,228	334,505	10.31%
341.94-01 - GF ADMIN FEES/WS	2,410,040	2,589,961	2,488,267	2,579,556	3.67%
341.94-04 - GF ADMIN FEES/SOL WASTE	692,871	994,920	935,630	1,000,639	6.95%
341.94-06 - GF ADMIN FEES/STORMWATR	318,072	360,851	332,132	366,391	10.31%
341.95-01 - GF ADMIN FEES/FLEET	251,865	284,093	261,483	288,454	10.31%



**CITY OF TITUSVILLE  
FY2022 ADOPTED BUDGET**

**REVENUE SUMMARY BY SOURCE**

**GENERAL FUND**

	ACTUAL FY2019	ACTUAL FY2020	REVISED BUDGET FY2021	ADOPTED BUDGET FY2022	% CHANGE FY2021 TO FY2022
341.95-02 - GF ADMIN FEES/IT	227,285	259,946	239,258	263,937	10.31%
342.10-02 - SCHOOL RESOURCE OFFICER	468,000	479,250	513,000	570,000	11.11%
342.10-05 - REIMB OT	25,290	3,441	30,000	18,000	(40.00%)
342.10-09 - FUNERAL ESCORTS	8,085	3,960	7,200	6,765	(6.04%)
342.10-13 - OUTSIDE EMPLOYMT/OTHER	155,340	114,409	121,000	120,000	(0.83%)
342.10-99 - MISCELLANEOUS	1,391	4,239	-	-	(0.00%)
342.20-01 - INSPECTIONS	103,485	91,976	103,485	92,000	(11.10%)
342.20-99 - MISCELLANEOUS	29,385	59,510	3,000	1,000	(66.67%)
343.90-30 - SERVICE CHARGE	110,642	48,918	-	-	(0.00%)
347.40-01 - PERMIT APPLICATION FEES	1,417	754	-	-	(0.00%)
<b>TOTAL CHARGES FOR SERVICES</b>	<b>\$5,234,967</b>	<b>\$5,925,133</b>	<b>\$5,528,111</b>	<b>\$6,088,330</b>	<b>10.13%</b>
<b>FINES &amp; FORFEITURES</b>					
354.10-10 - COURT FINES	69,559	61,685	70,000	65,000	(7.14%)
354.10-20 - POLICE EDUCATION	10,357	9,171	10,000	9,700	(3.00%)
354.10-30 - FALSE ALARMS - POLICE	18,980	22,200	23,000	20,000	(13.04%)
354.10-31 - PARKING FINES	930	180	-	-	(0.00%)
354.10-32 - SCHOOL CROSS GDS PROG	160	20	-	-	(0.00%)
354.10-35 - FALSE ALARMS - FIRE	18,936	10,116	15,000	8,000	(46.67%)
354.10-40 - CODE ENFORCEMENT	69,424	18,197	92,000	-	(100.00%)
354.10-45 - CODE ENFORCEMENT ADMIN	-	84,471	-	25,000	(0.00%)
<b>TOTAL FINES &amp; FORFEITURES</b>	<b>\$188,346</b>	<b>\$206,040</b>	<b>\$210,000</b>	<b>\$127,700</b>	<b>(39.19%)</b>
<b>INVESTMENT EARNINGS</b>					
361.10-50 - LOT CLEANING	-	(131)	-	-	(0.00%)
361.15-10 - CUSTODIAL INTEREST	239,995	37,931	90,000	90,000	(0.00%)
361.30-00 - NET INC/DEC MKT VALUE	(308,646)	12,996	-	-	(0.00%)
<b>TOTAL INVESTMENT EARNINGS</b>	<b>\$(68,651)</b>	<b>\$50,796</b>	<b>\$90,000</b>	<b>\$90,000</b>	<b>(0.00%)</b>
<b>PRIOR YEAR APPROPRIATIONS</b>					
389.11-01 - UNASSIGNED	-	-	5,445,410	2,491,895	(54.24%)
389.11-02 - ASSIGNED	-	-	25,322	185,743	633.52%
389.11-03 - COMMITTED	-	-	6,480,028	5,984,407	(7.65%)
389.11-04 - RESTRICTED	-	-	121,048	217,862	79.98%
<b>TOTAL PRIOR YEAR APPROPRIATIONS</b>	<b>-</b>	<b>-</b>	<b>\$12,071,808</b>	<b>\$8,879,907</b>	<b>(26.44%)</b>



**CITY OF TITUSVILLE  
FY2022 ADOPTED BUDGET**

**REVENUE SUMMARY BY SOURCE**

**GENERAL FUND**

	<b>ACTUAL FY2019</b>	<b>ACTUAL FY2020</b>	<b>REVISED BUDGET FY2021</b>	<b>ADOPTED BUDGET FY2022</b>	<b>% CHANGE FY2021 TO FY2022</b>
<b>MISCELLANEOUS</b>					
362.10-23 - BIKE SHOP RENT	7,063	6,930	-	-	(0.00%)
364.10-00 - DISPOSITION FIXED ASSETS	23,396	9,994	10,000	10,000	(0.00%)
365.10-00 - SURPLUS MATERIALS/SCRAP	-	343	-	-	(0.00%)
366.10-00 - DONATIONS	6,756	-	-	-	(0.00%)
366.10-01 - GEN PUBLIC EDUCATION	400	1,180	250	-	(100.00%)
366.10-09 - CHILD SAFETY SEAT	-	358	800	700	(12.50%)
366.10-10 - PRIVATE SOURCES	48,048	26,842	13,291	13,291	(0.00%)
366.10-11 - FLAG CONTRIBUTIONS	375	525	-	-	(0.00%)
366.10-15 - FIREHOUSE SUB GRANT	-	(16,078)	-	-	(0.00%)
369.40-00 - INSURANCE CLAIMS	49,029	10,688	-	-	(0.00%)
369.50-00 - CANDIDATE QUALIFYING	-	725	-	-	(0.00%)
369.90-00 - MISCELLANEOUS REVENUE	17,296	171,868	15,000	20,000	33.33%
369.90-10 - DISCOUNTS EARNED	53	55	-	-	(0.00%)
369.90-12 - CASH OVER/SHORT	51	6	-	-	(0.00%)
383.10-10 - INSTALL PURCH PROCEEDS	1,385,298	1,014,068	2,123,972	2,007,492	(5.48%)
<b>TOTAL MISCELLANEOUS</b>	<b>\$1,537,765</b>	<b>\$1,227,504</b>	<b>\$2,163,313</b>	<b>\$2,051,483</b>	<b>(5.17%)</b>
<b>INTERFUND TRANSFERS IN</b>					
381.11-04 - TRANSFER FROM/CRA	14,716	14,717	14,717	16,757	13.86%
381.11-11 - TRANSFER FROM IMPCT FEE	-	-	-	162,000	(0.00%)
381.13-01 - TRANSFER FROM/GEN CONST	15,080	121,109	-	-	(0.00%)
381.13-03 - TRANSFER FROM/RDS-STR	173	166,657	-	-	(0.00%)
381.14-01 - TRANSFER FROM WTR & SEW	1,599,020	1,687,771	1,636,333	1,711,835	4.61%
381.14-06 - TRANSFER FROM/STRMWATER	121,800	-	-	-	(0.00%)
381.15-02 - TRANSFER FROM IT	6,142	-	-	-	(0.00%)
<b>TOTAL INTERFUND TRANSFERS IN</b>	<b>\$1,756,931</b>	<b>\$1,990,254</b>	<b>\$1,651,050</b>	<b>\$1,890,592</b>	<b>14.51%</b>
<b>TOTAL FUND</b>	<b>\$41,032,211</b>	<b>\$41,096,753</b>	<b>\$52,182,722</b>	<b>\$51,637,153</b>	<b>(1.05%)</b>



**CITY OF TITUSVILLE  
FY2022 ADOPTED BUDGET**

**EXPENDITURE SUMMARY BY TYPE**

**GENERAL FUND**

	<b>ACTUAL FY2019</b>	<b>ACTUAL FY2020</b>	<b>REVISED BUDGET FY2021</b>	<b>ADOPTED BUDGET FY2022</b>	<b>% CHANGE FY2021 TO FY2022</b>
<b>PERSONNEL SERVICES</b>					
11-01 - ELECTED OFFICIALS	39,383	40,525	41,652	43,508	4.46%
12-01 - PERSONNEL SERVICES	15,311,408	15,496,973	16,439,491	17,364,504	5.63%
13-01 - TEMP SALARIES/WAGES	238,478	309,006	340,682	396,100	16.27%
14-00 - OVERTIME	1,637,354	1,706,410	1,772,732	1,795,908	1.31%
15-00 - SPECIAL PAY	662,485	663,211	701,548	779,082	11.05%
21-01 - FICA TAXES	1,318,525	1,342,462	1,301,088	1,374,003	5.60%
22-00 - RETIREMENT CONTRIBUTIONS	3,414,392	3,057,913	2,390,941	1,967,880	(17.69%)
23-01 - GROUP HEALTH INSURANCE	2,972,497	2,968,769	3,087,827	3,329,868	7.84%
24-01 - WORKERS COMPENSATION	360,226	348,982	387,895	426,725	10.01%
25-01 - UNEMPLOYMENT COMPENSATION	-	-	3,497	4,500	28.68%
28-01 - OTHER EMPLOYEE BENEFITS	1,253,709	1,256,405	1,063,068	1,140,741	7.31%
29-01 - OTHER PERSONNEL SVCS	(161,274)	(146,438)	(97,194)	(159,818)	64.43%
<b>TOTAL PERSONNEL SERVICES</b>	<b>\$27,047,183</b>	<b>\$27,044,218</b>	<b>\$27,433,227</b>	<b>\$28,463,001</b>	<b>3.75%</b>
<b>OPERATING EXPENDITURES</b>					
31-01 - PROFESSIONAL SERVICES	349,738	247,708	1,281,172	1,105,763	(13.69%)
32-01 - ACCOUNTING & AUDITING	67,735	70,500	76,000	79,000	3.95%
34-01 - OTHER SERVICES	492,120	418,298	-	-	(0.00%)
35-01 - INVESTIGATIONS	-	-	15,000	25,000	66.67%
40-01 - TRAVEL & PER DIEM	237,532	182,819	301,397	260,888	(13.44%)
41-01 - COMMUNICATIONS SERVICES	237,896	221,731	299,085	281,615	(5.84%)
42-01 - FREIGHT & POSTAGE SERVICE	134,051	133,736	173,117	175,456	1.35%
43-01 - UTILITY SERVICES	1,056,356	1,097,139	1,140,000	1,150,000	0.88%
44-01 - RENTALS & LEASES	52,089	54,485	82,605	95,273	15.34%
45-01 - INSURANCE	264,731	386,402	355,967	355,332	(0.18%)
46-01 - REPAIR & MAINT SERVICES	1,667,066	1,847,703	1,867,345	2,033,421	8.89%
47-01 - PRINTING & BINDING	51,263	47,986	84,788	89,219	5.23%
48-01 - PROMOTIONAL ACTIVITIES	119,041	85,811	173,670	197,415	13.67%
49-01 - OTHER CHARGES/GENERAL FUND	8,128	5,363	20,056	23,421	16.78%
49-02 - OTHER CHGS/MIS CHARGES	1,284,476	1,266,545	1,256,158	1,758,029	39.95%
49-19 - OTHER CHGS/TAX INC/CRA	614,238	643,546	647,770	657,441	1.49%



**CITY OF TITUSVILLE  
FY2022 ADOPTED BUDGET**

**EXPENDITURE SUMMARY BY TYPE**

**GENERAL FUND**

	ACTUAL FY2019	ACTUAL FY2020	REVISED BUDGET FY2021	ADOPTED BUDGET FY2022	% CHANGE FY2021 TO FY2022
49-21 - OTHER CHGS/TAX INC/NBEDZ	416,799	504,559	615,263	681,300	10.73%
49-45 - OTHER CHGS/FIREWORKS	5,000	-	12,500	25,000	100.00%
49-80 - OTHER CHGS/BANK CHARGES	231,417	174,453	209,500	172,000	(17.90%)
51-01 - OFFICE SUPPLIES	52,677	46,267	76,455	79,569	4.07%
52-01 - OPERATING SUPPLIES	673,034	784,732	995,627	985,817	(0.99%)
54-01 - BOOKS/PUBS/SUBS/MEMS	67,684	57,496	78,355	80,536	2.78%
55-01 - TRAINING	109,085	55,564	146,175	149,922	2.56%
58-99 - MISC OPERATING	-	-	(15,000)	(25,000)	66.67%
99-99 - OTHER USES	-	(15,926)	-	-	(0.00%)
<b>TOTAL OPERATING EXPENDITURES</b>	<b>\$8,192,156</b>	<b>\$8,316,917</b>	<b>\$9,893,005</b>	<b>\$10,436,417</b>	<b>5.49%</b>
<b>CAPITAL</b>					
64-00 - MACHINERY & EQUIPMENT	449,404	343,914	489,073	223,668	(54.27%)
64-20 - MACHINERY & EQUIP/VEHICLES	902,747	1,344,981	1,959,700	2,078,760	6.08%
<b>TOTAL CAPITAL</b>	<b>\$1,352,151</b>	<b>\$1,688,895</b>	<b>\$2,448,773</b>	<b>\$2,302,428</b>	<b>(5.98%)</b>
<b>DEBT SERVICE</b>					
71-40 - PRINCIPAL	1,139,151	1,265,696	1,399,643	1,588,712	13.51%
72-40 - INTEREST	75,625	79,045	80,089	87,413	9.14%
73-02 - OTHER DEBT SVC/AGENT FEES	-	-	16,809	-	(100.00%)
99-98 - OTHER USE/PRINCIPAL RECLASS	14,717	(1,362)	-	-	(0.00%)
<b>TOTAL DEBT SERVICE</b>	<b>\$1,229,493</b>	<b>\$1,343,379</b>	<b>\$1,496,541</b>	<b>\$1,676,125</b>	<b>12.00%</b>
<b>GRANTS &amp; AID</b>					
82-02 - AIDS TO PRIVATE ORGS	12,500	12,500	25,000	-	(100.00%)
<b>TOTAL GRANTS &amp; AID</b>	<b>\$12,500</b>	<b>\$12,500</b>	<b>\$25,000</b>	<b>-</b>	<b>(100.00%)</b>
<b>OPERATING TRANSFERS OUT</b>					
11-18 - TRANSFER TO/BLDG INSPECTIONS	-	107,250	687,705	1,068,754	55.41%
12-07 - TRANSFER TO/PIRN 2009	257,678	21,000	301,514	-	(100.00%)
13-03 - TRANSFER TO/ROADS & STREETS	1,362,371	710,466	1,312,298	1,310,525	(0.14%)
13-05 - TRANSFER TO/RIVERFRONT	-	161	-	-	(0.00%)
15-02 - TRANSFER TO/IT	22,500	-	110,315	-	(100.00%)
<b>TOTAL OPERATING TRANSFERS OUT</b>	<b>\$1,642,549</b>	<b>\$838,877</b>	<b>\$2,411,832</b>	<b>\$2,379,279</b>	<b>(1.35%)</b>



**CITY OF TITUSVILLE  
FY2022 ADOPTED BUDGET**

**EXPENDITURE SUMMARY BY TYPE**

**GENERAL FUND**

	<b>ACTUAL FY2019</b>	<b>ACTUAL FY2020</b>	<b>REVISED BUDGET FY2021</b>	<b>ADOPTED BUDGET FY2022</b>	<b>% CHANGE FY2021 TO FY2022</b>
<b>FUND BALANCE ALLOCATION</b>					
11-02 - ASSIGNED	-	-	302,234	185,743	(38.54%)
11-03 - COMMITTED	-	-	6,075,454	5,870,646	(3.37%)
11-04 - RESTRICTED	-	-	329,898	152,315	(53.83%)
11-05 - CONTINGENCY - UNASSIGNED	-	-	87,200	90,000	3.21%
11-07 - UNASSIGNED	-	-	1,662,122	81,199	(95.11%)
20-01 - RESERVED/PROPRIETARY	-	-	17,436	-	(100.00%)
<b>TOTAL FUND BALANCE ALLOCATION</b>	<b>-</b>	<b>-</b>	<b>\$8,474,344</b>	<b>\$6,379,903</b>	<b>(24.72%)</b>
<b>TOTAL FUND</b>	<b>\$39,476,032</b>	<b>\$39,244,786</b>	<b>\$52,182,722</b>	<b>\$51,637,153</b>	<b>(1.05%)</b>



This page has been intentionally left blank.





**CITY OF TITUSVILLE  
FY2022 ADOPTED BUDGET**

**EXPENDITURE BY TYPE  
0101 CITY COUNCIL**

**GENERAL FUND**

	<b>ACTUAL FY2019</b>	<b>ACTUAL FY2020</b>	<b>REVISED BUDGET FY2021</b>	<b>ADOPTED BUDGET FY2022</b>	<b>% CHANGE FY2021 TO FY2022</b>
<b>PERSONNEL SERVICES</b>					
11-01 - ELECTED OFFICIALS	39,383	40,525	41,652	43,508	4.46%
21-01 - FICA TAXES	3,013	3,100	3,186	3,328	4.46%
23-01 - GROUP HEALTH INSURANCE	91	95	93	93	(0.00%)
24-01 - WORKERS COMPENSATION	71	68	78	86	10.26%
<b>TOTAL PERSONNEL SERVICES</b>	<b>\$42,558</b>	<b>\$43,788</b>	<b>\$45,009</b>	<b>\$47,015</b>	<b>4.46%</b>
<b>OPERATING EXPENDITURES</b>					
40-01 - TRAVEL & PER DIEM	3,165	2,832	7,000	7,210	3.00%
41-01 - COMMUNICATIONS SERVICES	-	-	800	824	3.00%
42-01 - FREIGHT & POSTAGE SERVICE	13	335	300	309	3.00%
47-01 - PRINTING & BINDING	475	287	1,500	1,545	3.00%
49-01 - OTHER CHARGES/GENERAL FUND	4,765	3,428	5,500	5,665	3.00%
51-01 - OFFICE SUPPLIES	853	218	1,500	1,545	3.00%
52-01 - OPERATING SUPPLIES	2,598	3,006	1,600	1,030	(35.63%)
54-01 - BOOKS/PUBS/SUBS/MEMS	17,911	18,499	20,000	20,600	3.00%
55-01 - TRAINING	550	-	2,100	2,781	32.43%
<b>TOTAL OPERATING EXPENDITURES</b>	<b>\$30,330</b>	<b>\$28,605</b>	<b>\$40,300</b>	<b>\$41,509</b>	<b>3.00%</b>
<b>TOTAL 0101 CITY COUNCIL</b>	<b>\$72,888</b>	<b>\$72,393</b>	<b>\$85,309</b>	<b>\$88,524</b>	<b>3.77%</b>



**CITY OF TITUSVILLE  
FY2022 ADOPTED BUDGET**

**EXPENDITURE BY TYPE  
0201 CITY ATTORNEY**

**GENERAL FUND**

	<b>ACTUAL FY2019</b>	<b>ACTUAL FY2020</b>	<b>REVISED BUDGET FY2021</b>	<b>ADOPTED BUDGET FY2022</b>	<b>% CHANGE FY2021 TO FY2022</b>
<b>PERSONNEL SERVICES</b>					
12-01 - PERSONNEL SERVICES	311,480	318,812	328,806	346,008	5.23%
15-00 - SPECIAL PAY	602	605	600	600	(0.00%)
21-01 - FICA TAXES	22,174	22,366	23,836	24,941	4.64%
22-00 - RETIREMENT CONTRIBUTIONS	57,393	52,088	39,241	34,699	(11.57%)
23-01 - GROUP HEALTH INSURANCE	37,626	39,779	41,413	43,373	4.73%
24-01 - WORKERS COMPENSATION	444	422	488	537	10.04%
28-01 - OTHER EMPLOYEE BENEFITS	4,829	4,687	1,208	1,918	58.77%
<b>TOTAL PERSONNEL SERVICES</b>	<b>\$434,548</b>	<b>\$438,759</b>	<b>\$435,592</b>	<b>\$452,076</b>	<b>3.78%</b>
<b>OPERATING EXPENDITURES</b>					
31-01 - PROFESSIONAL SERVICES	10,544	6,697	30,000	30,000	(0.00%)
40-01 - TRAVEL & PER DIEM	4,611	2,485	6,930	6,930	(0.00%)
41-01 - COMMUNICATIONS SERVICES	2,081	1,889	2,600	2,600	(0.00%)
42-01 - FREIGHT & POSTAGE SERVICE	179	101	742	742	(0.00%)
46-01 - REPAIR & MAINT SERVICES	424	-	636	636	(0.00%)
47-01 - PRINTING & BINDING	41	29	1,060	1,060	(0.00%)
49-01 - OTHER CHARGES/GENERAL FUND	312	531	1,606	1,606	(0.00%)
51-01 - OFFICE SUPPLIES	1,826	1,535	1,707	1,707	(0.00%)
54-01 - BOOKS/PUBS/SUBS/MEMS	8,986	10,048	10,000	10,800	8.00%
<b>TOTAL OPERATING EXPENDITURES</b>	<b>\$29,004</b>	<b>\$23,315</b>	<b>\$55,281</b>	<b>\$56,081</b>	<b>1.45%</b>
<b>TOTAL 0201 CITY ATTORNEY</b>	<b>\$463,552</b>	<b>\$462,074</b>	<b>\$490,873</b>	<b>\$508,157</b>	<b>3.52%</b>



**CITY OF TITUSVILLE  
FY2022 ADOPTED BUDGET**

**EXPENDITURE BY TYPE  
0301 CITY MANAGER**

**GENERAL FUND**

	ACTUAL FY2019	ACTUAL FY2020	REVISED BUDGET FY2021	ADOPTED BUDGET FY2022	% CHANGE FY2021 TO FY2022
<b>PERSONNEL SERVICES</b>					
12-01 - PERSONNEL SERVICES	268,820	279,259	280,007	295,153	5.41%
15-00 - SPECIAL PAY	2,400	2,400	2,400	2,400	(0.00%)
21-01 - FICA TAXES	19,129	19,688	20,092	21,045	4.74%
22-00 - RETIREMENT CONTRIBUTIONS	54,768	47,901	34,959	30,906	(11.59%)
23-01 - GROUP HEALTH INSURANCE	21,809	23,088	24,043	25,117	4.47%
24-01 - WORKERS COMPENSATION	483	460	531	584	9.98%
28-01 - OTHER EMPLOYEE BENEFITS	4,715	4,574	1,194	1,895	58.71%
<b>TOTAL PERSONNEL SERVICES</b>	<b>\$372,124</b>	<b>\$377,370</b>	<b>\$363,226</b>	<b>\$377,100</b>	<b>3.82%</b>
<b>OPERATING EXPENDITURES</b>					
40-01 - TRAVEL & PER DIEM	6,677	5,196	11,300	11,450	1.33%
41-01 - COMMUNICATIONS SERVICES	1,393	1,200	2,400	2,436	1.50%
42-01 - FREIGHT & POSTAGE SERVICE	86	268	300	309	3.00%
47-01 - PRINTING & BINDING	112	233	800	824	3.00%
51-01 - OFFICE SUPPLIES	1,002	126	1,000	1,030	3.00%
52-01 - OPERATING SUPPLIES	1,675	747	1,500	1,545	3.00%
54-01 - BOOKS/PUBS/SUBS/MEMS	2,835	2,265	2,800	2,884	3.00%
55-01 - TRAINING	1,700	-	2,700	2,781	3.00%
<b>TOTAL OPERATING EXPENDITURES</b>	<b>\$15,480</b>	<b>\$10,035</b>	<b>\$22,800</b>	<b>\$23,259</b>	<b>2.01%</b>
<b>TOTAL 0301 CITY MANAGER</b>	<b>\$387,604</b>	<b>\$387,405</b>	<b>\$386,026</b>	<b>\$400,359</b>	<b>3.71%</b>



**CITY OF TITUSVILLE  
FY2022 ADOPTED BUDGET**

**EXPENDITURE BY TYPE  
0501 CITY CLERK**

**GENERAL FUND**

	<b>ACTUAL FY2019</b>	<b>ACTUAL FY2020</b>	<b>REVISED BUDGET FY2021</b>	<b>ADOPTED BUDGET FY2022</b>	<b>% CHANGE FY2021 TO FY2022</b>
<b>PERSONNEL SERVICES</b>					
12-01 - PERSONNEL SERVICES	368,679	381,186	384,367	417,008	8.49%
13-01 - TEMP SALARIES/WAGES	-	-	2,500	2,500	(0.00%)
14-00 - OVERTIME	1,977	880	1,600	1,600	(0.00%)
15-00 - SPECIAL PAY	602	535	600	600	(0.00%)
21-01 - FICA TAXES	27,607	28,741	29,524	32,020	8.45%
22-00 - RETIREMENT CONTRIBUTIONS	60,142	53,599	39,925	37,422	(6.27%)
23-01 - GROUP HEALTH INSURANCE	48,383	49,325	46,933	49,184	4.80%
24-01 - WORKERS COMPENSATION	790	900	869	956	10.01%
28-01 - OTHER EMPLOYEE BENEFITS	4,502	4,369	1,090	1,727	58.44%
<b>TOTAL PERSONNEL SERVICES</b>	<b>\$512,682</b>	<b>\$519,535</b>	<b>\$507,408</b>	<b>\$543,017</b>	<b>7.02%</b>
<b>OPERATING EXPENDITURES</b>					
31-01 - PROFESSIONAL SERVICES	12,150	11,974	13,140	13,140	(0.00%)
40-01 - TRAVEL & PER DIEM	4,903	7,320	12,465	12,465	(0.00%)
41-01 - COMMUNICATIONS SERVICES	1,727	1,420	2,610	2,610	(0.00%)
42-01 - FREIGHT & POSTAGE SERVICE	1,455	1,365	2,500	2,500	(0.00%)
44-01 - RENTALS & LEASES	2,549	1,976	2,684	2,684	(0.00%)
46-01 - REPAIR & MAINT SERVICES	-	-	550	550	(0.00%)
47-01 - PRINTING & BINDING	8,432	5,848	21,470	22,470	4.66%
48-01 - PROMOTIONAL ACTIVITIES	25,379	17,513	31,680	31,601	(0.25%)
49-01 - OTHER CHARGES/GENERAL FUND	2,517	477	9,450	10,950	15.87%
51-01 - OFFICE SUPPLIES	3,863	3,054	2,500	3,000	20.00%
52-01 - OPERATING SUPPLIES	7,123	3,590	10,705	8,500	(20.60%)
54-01 - BOOKS/PUBS/SUBS/MEMS	1,245	1,814	1,470	1,820	23.81%
<b>TOTAL OPERATING EXPENDITURES</b>	<b>\$71,343</b>	<b>\$56,351</b>	<b>\$111,224</b>	<b>\$112,290</b>	<b>0.96%</b>
<b>TOTAL 0501 CITY CLERK</b>	<b>\$584,025</b>	<b>\$575,886</b>	<b>\$618,632</b>	<b>\$655,307</b>	<b>5.93%</b>



**CITY OF TITUSVILLE  
FY2022 ADOPTED BUDGET**

**EXPENDITURE BY TYPE  
0801 LAW ENFORCEMENT**

**GENERAL FUND**

	<b>ACTUAL FY2019</b>	<b>ACTUAL FY2020</b>	<b>REVISED BUDGET FY2021</b>	<b>ADOPTED BUDGET FY2022</b>	<b>% CHANGE FY2021 TO FY2022</b>
<b>PERSONNEL SERVICES</b>					
12-01 - PERSONNEL SERVICES	6,120,941	6,303,983	6,680,438	7,167,957	7.30%
13-01 - TEMP SALARIES/WAGES	113,393	239,309	221,000	273,600	23.80%
14-00 - OVERTIME	940,904	887,026	866,832	875,108	0.95%
15-00 - SPECIAL PAY	221,542	220,285	227,929	257,892	13.15%
21-01 - FICA TAXES	543,027	565,883	520,094	558,944	7.47%
22-00 - RETIREMENT CONTRIBUTIONS	1,388,879	1,294,163	1,046,314	848,966	(18.86%)
23-01 - GROUP HEALTH INSURANCE	1,155,824	1,152,512	1,189,200	1,309,019	10.08%
24-01 - WORKERS COMPENSATION	168,640	164,286	185,496	204,086	10.02%
28-01 - OTHER EMPLOYEE BENEFITS	112,101	108,190	28,218	43,115	52.79%
29-01 - OTHER PERSONNEL SVCS	3,018	2,801	(340)	-	(100.00%)
<b>TOTAL PERSONNEL SERVICES</b>	<b>\$10,768,269</b>	<b>\$10,938,438</b>	<b>\$10,965,181</b>	<b>\$11,538,687</b>	<b>5.23%</b>
<b>OPERATING EXPENDITURES</b>					
31-01 - PROFESSIONAL SERVICES	32,396	46,744	112,300	119,300	6.23%
35-01 - INVESTIGATIONS	-	-	15,000	25,000	66.67%
40-01 - TRAVEL & PER DIEM	76,947	67,794	65,422	40,495	(38.10%)
41-01 - COMMUNICATIONS SERVICES	135,837	151,246	184,850	159,850	(13.52%)
42-01 - FREIGHT & POSTAGE SERVICE	4,569	5,755	6,800	6,000	(11.76%)
44-01 - RENTALS & LEASES	8,899	41,610	48,018	56,058	16.74%
45-01 - INSURANCE	20,294	20,540	17,157	17,077	(0.47%)
46-01 - REPAIR & MAINT SERVICES	942,450	814,051	1,013,153	1,220,794	20.49%
47-01 - PRINTING & BINDING	4,231	4,123	6,000	6,000	(0.00%)
49-01 - OTHER CHARGES/GENERAL FUND	534	553	1,200	1,200	(0.00%)
51-01 - OFFICE SUPPLIES	14,938	11,378	25,000	25,000	(0.00%)
52-01 - OPERATING SUPPLIES	213,909	325,270	424,966	354,406	(16.60%)
54-01 - BOOKS/PUBS/SUBS/MEMS	14,090	9,284	12,665	12,665	(0.00%)
55-01 - TRAINING	41,466	29,994	55,600	56,900	2.34%
58-99 - MISC OPERATING	-	-	(15,000)	(25,000)	66.67%
<b>TOTAL OPERATING EXPENDITURES</b>	<b>\$1,510,560</b>	<b>\$1,528,342</b>	<b>\$1,973,131</b>	<b>\$2,075,745</b>	<b>5.20%</b>
<b>TOTAL 0801 LAW ENFORCEMENT</b>	<b>\$12,278,829</b>	<b>\$12,466,780</b>	<b>\$12,938,312</b>	<b>\$13,614,432</b>	<b>5.23%</b>



**CITY OF TITUSVILLE  
FY2022 ADOPTED BUDGET**

**EXPENDITURE BY TYPE  
0808 CODE ENFORCEMENT**

**GENERAL FUND**

	<b>ACTUAL FY2019</b>	<b>ACTUAL FY2020</b>	<b>REVISED BUDGET FY2021</b>	<b>ADOPTED BUDGET FY2022</b>	<b>% CHANGE FY2021 TO FY2022</b>
<b>PERSONNEL SERVICES</b>					
12-01 - PERSONNEL SERVICES	236,142	295,324	296,917	317,054	6.78%
14-00 - OVERTIME	212	718	5,000	5,000	(0.00%)
15-00 - SPECIAL PAY	2,783	2,400	2,400	2,400	(0.00%)
21-01 - FICA TAXES	17,927	22,324	22,897	24,438	6.73%
22-00 - RETIREMENT CONTRIBUTIONS	48,773	49,040	37,100	29,448	(20.63%)
23-01 - GROUP HEALTH INSURANCE	47,020	50,104	52,350	46,662	(10.87%)
24-01 - WORKERS COMPENSATION	3,308	3,460	3,639	4,003	10.00%
28-01 - OTHER EMPLOYEE BENEFITS	3,723	4,136	1,055	1,688	60.00%
29-01 - OTHER PERSONNEL SVCS	(22,378)	-	-	-	(0.00%)
<b>TOTAL PERSONNEL SERVICES</b>	<b>\$337,510</b>	<b>\$427,506</b>	<b>\$421,358</b>	<b>\$430,693</b>	<b>2.22%</b>
<b>OPERATING EXPENDITURES</b>					
31-01 - PROFESSIONAL SERVICES	7,223	6,967	18,000	20,000	11.11%
40-01 - TRAVEL & PER DIEM	1,316	-	5,460	5,460	(0.00%)
41-01 - COMMUNICATIONS SERVICES	1,700	3,211	8,250	8,250	(0.00%)
42-01 - FREIGHT & POSTAGE SERVICE	7,290	7,581	13,500	13,500	(0.00%)
45-01 - INSURANCE	559	566	473	471	(0.42%)
46-01 - REPAIR & MAINT SERVICES	17,341	18,474	20,727	16,747	(19.20%)
47-01 - PRINTING & BINDING	781	569	3,000	3,000	(0.00%)
49-01 - OTHER CHARGES/GENERAL FUND	-	-	2,000	2,000	(0.00%)
51-01 - OFFICE SUPPLIES	12	125	2,000	2,000	(0.00%)
52-01 - OPERATING SUPPLIES	33,595	49,179	85,320	97,820	14.65%
54-01 - BOOKS/PUBS/SUBS/MEMS	390	1,077	600	600	(0.00%)
55-01 - TRAINING	3,903	1,680	3,500	3,500	(0.00%)
<b>TOTAL OPERATING EXPENDITURES</b>	<b>\$74,110</b>	<b>\$89,429</b>	<b>\$162,830</b>	<b>\$173,348</b>	<b>6.46%</b>
<b>TOTAL 0808 CODE ENFORCEMENT</b>	<b>\$411,620</b>	<b>\$516,935</b>	<b>\$584,188</b>	<b>\$604,041</b>	<b>3.40%</b>



**CITY OF TITUSVILLE  
FY2022 ADOPTED BUDGET**

**EXPENDITURE BY TYPE  
0901 FIRE/EMERGENCY SVCS**

**GENERAL FUND**

	<b>ACTUAL FY2019</b>	<b>ACTUAL FY2020</b>	<b>REVISED BUDGET FY2021</b>	<b>ADOPTED BUDGET FY2022</b>	<b>% CHANGE FY2021 TO FY2022</b>
<b>PERSONNEL SERVICES</b>					
12-01 - PERSONNEL SERVICES	3,369,637	3,494,706	3,650,678	3,781,654	3.59%
13-01 - TEMP SALARIES/WAGES	-	-	23,182	-	(100.00%)
14-00 - OVERTIME	604,672	753,303	780,000	795,600	2.00%
15-00 - SPECIAL PAY	386,441	396,170	390,428	417,609	6.96%
21-01 - FICA TAXES	321,466	341,466	307,291	318,852	3.76%
22-00 - RETIREMENT CONTRIBUTIONS	870,391	785,957	611,551	487,890	(20.22%)
23-01 - GROUP HEALTH INSURANCE	621,861	629,631	657,606	686,611	4.41%
24-01 - WORKERS COMPENSATION	109,095	104,260	120,005	132,004	10.00%
28-01 - OTHER EMPLOYEE BENEFITS	68,577	65,649	16,864	24,435	44.89%
29-01 - OTHER PERSONNEL SVCS	3,100	3,011	-	-	(0.00%)
<b>TOTAL PERSONNEL SERVICES</b>	<b>\$6,355,240</b>	<b>\$6,574,153</b>	<b>\$6,557,605</b>	<b>\$6,644,655</b>	<b>1.33%</b>
<b>OPERATING EXPENDITURES</b>					
31-01 - PROFESSIONAL SERVICES	15,907	14,840	17,839	18,175	1.88%
40-01 - TRAVEL & PER DIEM	22,211	4,932	16,000	16,000	(0.00%)
41-01 - COMMUNICATIONS SERVICES	67,256	45,228	52,100	56,980	9.37%
42-01 - FREIGHT & POSTAGE SERVICE	2,052	1,124	2,000	2,500	25.00%
44-01 - RENTALS & LEASES	5,745	4,726	6,546	10,662	62.88%
45-01 - INSURANCE	21,031	21,288	17,779	17,697	(0.46%)
46-01 - REPAIR & MAINT SERVICES	338,325	362,050	417,502	343,074	(17.83%)
47-01 - PRINTING & BINDING	706	830	1,725	1,725	(0.00%)
51-01 - OFFICE SUPPLIES	5,002	3,392	8,600	8,600	(0.00%)
52-01 - OPERATING SUPPLIES	153,094	147,979	196,556	214,138	8.95%
54-01 - BOOKS/PUBS/SUBS/MEMS	7,977	3,926	9,500	9,500	(0.00%)
55-01 - TRAINING	49,948	18,305	58,400	58,400	(0.00%)
<b>TOTAL OPERATING EXPENDITURES</b>	<b>\$689,254</b>	<b>\$628,620</b>	<b>\$804,547</b>	<b>\$757,451</b>	<b>(5.85%)</b>
<b>TOTAL 0901 FIRE/EMERGENCY SVCS</b>	<b>\$7,044,494</b>	<b>\$7,202,773</b>	<b>\$7,362,152</b>	<b>\$7,402,106</b>	<b>0.54%</b>



**CITY OF TITUSVILLE  
FY2022 ADOPTED BUDGET**

**EXPENDITURE BY TYPE  
1501 PUB WORKS ADMIN**

**GENERAL FUND**

	<b>ACTUAL FY2019</b>	<b>ACTUAL FY2020</b>	<b>REVISED BUDGET FY2021</b>	<b>ADOPTED BUDGET FY2022</b>	<b>% CHANGE FY2021 TO FY2022</b>
<b>PERSONNEL SERVICES</b>					
12-01 - PERSONNEL SERVICES	168,224	170,931	173,531	183,407	5.69%
14-00 - OVERTIME	4,295	3,742	-	-	(0.00%)
21-01 - FICA TAXES	13,094	13,244	13,532	14,288	5.59%
22-00 - RETIREMENT CONTRIBUTIONS	31,242	26,102	17,480	14,287	(18.27%)
23-01 - GROUP HEALTH INSURANCE	18,172	19,221	20,012	20,949	4.68%
24-01 - WORKERS COMPENSATION	296	282	326	359	10.12%
28-01 - OTHER EMPLOYEE BENEFITS	2,887	2,802	726	837	15.29%
29-01 - OTHER PERSONNEL SVCS	(21,639)	(12,826)	-	-	(0.00%)
<b>TOTAL PERSONNEL SERVICES</b>	<b>\$216,571</b>	<b>\$223,498</b>	<b>\$225,607</b>	<b>\$234,127</b>	<b>3.78%</b>
<b>OPERATING EXPENDITURES</b>					
40-01 - TRAVEL & PER DIEM	2,400	2,400	2,400	2,400	(0.00%)
41-01 - COMMUNICATIONS SERVICES	960	960	960	960	(0.00%)
42-01 - FREIGHT & POSTAGE SERVICE	18	20	100	100	(0.00%)
44-01 - RENTALS & LEASES	-	-	1,293	885	(31.55%)
46-01 - REPAIR & MAINT SERVICES	-	-	1,219	962	(21.08%)
51-01 - OFFICE SUPPLIES	1,459	1,280	1,500	1,500	(0.00%)
52-01 - OPERATING SUPPLIES	3,622	3,161	1,733	2,100	21.18%
<b>TOTAL OPERATING EXPENDITURES</b>	<b>\$8,459</b>	<b>\$7,821</b>	<b>\$9,205</b>	<b>\$8,907</b>	<b>(3.24%)</b>
<b>TOTAL 1501 PUB WORKS ADMIN</b>	<b>\$225,030</b>	<b>\$231,319</b>	<b>\$234,812</b>	<b>\$243,034</b>	<b>3.50%</b>





**CITY OF TITUSVILLE  
FY2022 ADOPTED BUDGET**

**EXPENDITURE BY TYPE  
1507 ENGINEERING**

**GENERAL FUND**

	<b>ACTUAL FY2019</b>	<b>ACTUAL FY2020</b>	<b>REVISED BUDGET FY2021</b>	<b>ADOPTED BUDGET FY2022</b>	<b>% CHANGE FY2021 TO FY2022</b>
<b>PERSONNEL SERVICES</b>					
12-01 - PERSONNEL SERVICES	172,442	177,341	179,499	119,101	(33.65%)
15-00 - SPECIAL PAY	250	300	250	250	(0.00%)
21-01 - FICA TAXES	13,000	13,346	13,732	9,111	(33.65%)
22-00 - RETIREMENT CONTRIBUTIONS	33,669	30,079	22,239	10,729	(51.76%)
23-01 - GROUP HEALTH INSURANCE	17,754	18,801	19,574	12,208	(37.63%)
24-01 - WORKERS COMPENSATION	652	621	717	789	10.04%
28-01 - OTHER EMPLOYEE BENEFITS	3,036	2,944	748	286	(61.76%)
29-01 - OTHER PERSONNEL SVCS	(23,574)	(12,677)	-	-	(0.00%)
<b>TOTAL PERSONNEL SERVICES</b>	<b>\$217,229</b>	<b>\$230,755</b>	<b>\$236,759</b>	<b>\$152,474</b>	<b>(35.60%)</b>
<b>OPERATING EXPENDITURES</b>					
41-01 - COMMUNICATIONS SERVICES	1,487	1,403	1,200	1,200	(0.00%)
44-01 - RENTALS & LEASES	-	-	665	700	5.26%
45-01 - INSURANCE	110	111	93	93	(0.00%)
46-01 - REPAIR & MAINT SERVICES	789	489	1,219	962	(21.08%)
51-01 - OFFICE SUPPLIES	29	96	1,000	1,000	(0.00%)
52-01 - OPERATING SUPPLIES	1,574	1,832	2,700	2,100	(22.22%)
54-01 - BOOKS/PUBS/SUBS/MEMS	-	-	500	500	(0.00%)
<b>TOTAL OPERATING EXPENDITURES</b>	<b>\$3,989</b>	<b>\$3,931</b>	<b>\$7,377</b>	<b>\$6,555</b>	<b>(11.14%)</b>
<b>TOTAL 1507 ENGINEERING</b>	<b>\$221,218</b>	<b>\$234,686</b>	<b>\$244,136</b>	<b>\$159,029</b>	<b>(34.86%)</b>



**CITY OF TITUSVILLE  
FY2022 ADOPTED BUDGET**

**EXPENDITURE BY TYPE  
1508 FACILITIES MAINT**

**GENERAL FUND**

	<b>ACTUAL FY2019</b>	<b>ACTUAL FY2020</b>	<b>REVISED BUDGET FY2021</b>	<b>ADOPTED BUDGET FY2022</b>	<b>% CHANGE FY2021 TO FY2022</b>
<b>PERSONNEL SERVICES</b>					
12-01 - PERSONNEL SERVICES	299,222	307,104	312,347	330,796	5.91%
14-00 - OVERTIME	15,216	8,140	18,500	18,500	(0.00%)
15-00 - SPECIAL PAY	10,472	10,505	14,101	35,941	154.88%
21-01 - FICA TAXES	23,725	24,122	24,666	26,123	5.91%
22-00 - RETIREMENT CONTRIBUTIONS	61,805	54,274	41,264	32,854	(20.38%)
23-01 - GROUP HEALTH INSURANCE	61,690	59,787	61,368	64,297	4.77%
24-01 - WORKERS COMPENSATION	12,609	11,962	13,870	15,257	10.00%
28-01 - OTHER EMPLOYEE BENEFITS	5,356	5,195	1,325	1,380	4.15%
<b>TOTAL PERSONNEL SERVICES</b>	<b>\$490,095</b>	<b>\$481,089</b>	<b>\$487,441</b>	<b>\$525,148</b>	<b>7.74%</b>
<b>OPERATING EXPENDITURES</b>					
31-01 - PROFESSIONAL SERVICES	-	3,700	296,750	300,000	1.10%
34-01 - OTHER SERVICES	264,249	229,171	-	-	(0.00%)
41-01 - COMMUNICATIONS SERVICES	2,429	2,130	3,500	3,500	(0.00%)
43-01 - UTILITY SERVICES	433,920	389,280	430,000	430,000	(0.00%)
44-01 - RENTALS & LEASES	-	-	4,300	4,515	5.00%
45-01 - INSURANCE	2,125	2,151	1,796	1,788	(0.45%)
46-01 - REPAIR & MAINT SERVICES	166,659	144,281	184,545	199,258	7.97%
51-01 - OFFICE SUPPLIES	924	614	1,000	1,000	(0.00%)
52-01 - OPERATING SUPPLIES	37,388	58,105	40,000	40,000	(0.00%)
<b>TOTAL OPERATING EXPENDITURES</b>	<b>\$907,694</b>	<b>\$829,432</b>	<b>\$961,891</b>	<b>\$980,061</b>	<b>1.89%</b>
<b>TOTAL 1508 FACILITIES MAINT</b>	<b>\$1,397,789</b>	<b>\$1,310,521</b>	<b>\$1,449,332</b>	<b>\$1,505,209</b>	<b>3.86%</b>



**CITY OF TITUSVILLE  
FY2022 ADOPTED BUDGET**

**EXPENDITURE BY TYPE  
1510 ROADS & STREETS**

**GENERAL FUND**

	<b>ACTUAL FY2019</b>	<b>ACTUAL FY2020</b>	<b>REVISED BUDGET FY2021</b>	<b>ADOPTED BUDGET FY2022</b>	<b>% CHANGE FY2021 TO FY2022</b>
<b>PERSONNEL SERVICES</b>					
12-01 - PERSONNEL SERVICES	563,827	624,420	733,865	834,570	13.72%
14-00 - OVERTIME	40,157	34,003	62,500	62,500	(0.00%)
15-00 - SPECIAL PAY	7,314	8,717	43,300	38,550	(10.97%)
21-01 - FICA TAXES	44,488	48,307	56,490	64,101	13.47%
22-00 - RETIREMENT CONTRIBUTIONS	117,806	114,253	89,446	79,785	(10.80%)
23-01 - GROUP HEALTH INSURANCE	146,185	175,828	189,728	207,311	9.27%
24-01 - WORKERS COMPENSATION	35,762	38,613	39,338	43,272	10.00%
28-01 - OTHER EMPLOYEE BENEFITS	10,687	11,586	2,926	5,205	77.89%
<b>TOTAL PERSONNEL SERVICES</b>	<b>\$966,226</b>	<b>\$1,055,727</b>	<b>\$1,217,593</b>	<b>\$1,335,294</b>	<b>9.67%</b>
<b>OPERATING EXPENDITURES</b>					
31-01 - PROFESSIONAL SERVICES	-	19,260	188,500	194,000	2.92%
34-01 - OTHER SERVICES	215,180	176,436	-	-	(0.00%)
40-01 - TRAVEL & PER DIEM	192	879	5,000	5,000	(0.00%)
41-01 - COMMUNICATIONS SERVICES	1,085	1,252	3,210	3,210	(0.00%)
43-01 - UTILITY SERVICES	49,739	45,868	60,000	60,000	(0.00%)
44-01 - RENTALS & LEASES	-	-	5,203	5,463	5.00%
45-01 - INSURANCE	6,876	6,960	5,813	5,786	(0.46%)
46-01 - REPAIR & MAINT SERVICES	186,194	497,059	208,819	232,692	11.43%
51-01 - OFFICE SUPPLIES	551	426	1,000	1,000	(0.00%)
52-01 - OPERATING SUPPLIES	130,325	116,273	140,000	140,000	(0.00%)
<b>TOTAL OPERATING EXPENDITURES</b>	<b>\$590,142</b>	<b>\$864,413</b>	<b>\$617,545</b>	<b>\$647,151</b>	<b>4.79%</b>
<b>TOTAL 1510 ROADS &amp; STREETS</b>	<b>\$1,556,368</b>	<b>\$1,920,140</b>	<b>\$1,835,138</b>	<b>\$1,982,445</b>	<b>8.03%</b>



This page has been intentionally left blank.



**CITY OF TITUSVILLE  
FY2022 ADOPTED BUDGET**

**EXPENDITURE BY TYPE  
1902 DEVELOPMENT SVCS**

**GENERAL FUND**

	<b>ACTUAL FY2019</b>	<b>ACTUAL FY2020</b>	<b>REVISED BUDGET FY2021</b>	<b>ADOPTED BUDGET FY2022</b>	<b>% CHANGE FY2021 TO FY2022</b>
<b>PERSONNEL SERVICES</b>					
12-01 - PERSONNEL SERVICES	726,929	277,691	298,992	331,671	10.93%
13-01 - TEMP SALARIES/WAGES	47,163	-	-	-	(0.00%)
14-00 - OVERTIME	11,359	1,967	2,700	2,000	(25.93%)
15-00 - SPECIAL PAY	16,841	10,223	7,240	8,740	20.72%
21-01 - FICA TAXES	62,477	21,954	24,791	26,731	7.83%
22-00 - RETIREMENT CONTRIBUTIONS	160,187	54,582	36,213	33,602	(7.21%)
23-01 - GROUP HEALTH INSURANCE	134,601	49,672	52,334	59,996	14.64%
24-01 - WORKERS COMPENSATION	11,976	5,656	4,828	5,311	10.00%
28-01 - OTHER EMPLOYEE BENEFITS	14,693	5,432	1,250	2,170	73.60%
<b>TOTAL PERSONNEL SERVICES</b>	<b>\$1,186,226</b>	<b>\$427,177</b>	<b>\$428,348</b>	<b>\$470,221</b>	<b>9.78%</b>
<b>OPERATING EXPENDITURES</b>					
31-01 - PROFESSIONAL SERVICES	40,057	-	10,400	2,100	(79.81%)
40-01 - TRAVEL & PER DIEM	53,198	14,980	32,950	16,350	(50.38%)
41-01 - COMMUNICATIONS SERVICES	5,059	1,858	3,440	3,680	6.98%
42-01 - FREIGHT & POSTAGE SERVICE	2,117	1,573	1,800	2,000	11.11%
47-01 - PRINTING & BINDING	1,938	1,466	3,000	3,000	(0.00%)
49-80 - OTHER CHGS/BANK CHARGES	33,385	27,721	6,000	22,000	266.67%
51-01 - OFFICE SUPPLIES	2,848	156	1,000	1,000	(0.00%)
52-01 - OPERATING SUPPLIES	16,973	7,364	5,466	5,600	2.45%
54-01 - BOOKS/PUBS/SUBS/MEMS	3,392	1,585	2,000	2,100	5.00%
55-01 - TRAINING	4,209	1,612	3,500	3,500	(0.00%)
<b>TOTAL OPERATING EXPENDITURES</b>	<b>\$163,176</b>	<b>\$58,315</b>	<b>\$69,556</b>	<b>\$61,330</b>	<b>(11.83%)</b>
<b>TOTAL 1902 DEVELOPMENT SVCS</b>	<b>\$1,349,402</b>	<b>\$485,492</b>	<b>\$497,904</b>	<b>\$531,551</b>	<b>6.76%</b>



**CITY OF TITUSVILLE  
FY2022 ADOPTED BUDGET**

**EXPENDITURE BY TYPE  
1903 ECON. DEVELOPMENT**

**GENERAL FUND**

	<b>ACTUAL FY2019</b>	<b>ACTUAL FY2020</b>	<b>REVISED BUDGET FY2021</b>	<b>ADOPTED BUDGET FY2022</b>	<b>% CHANGE FY2021 TO FY2022</b>
<b>PERSONNEL SERVICES</b>					
12-01 - PERSONNEL SERVICES	82,818	57,644	82,817	88,656	7.05%
21-01 - FICA TAXES	6,582	4,453	6,592	7,039	6.78%
22-00 - RETIREMENT CONTRIBUTIONS	17,510	13,147	8,022	10,098	25.88%
23-01 - GROUP HEALTH INSURANCE	7,249	8,621	10,595	11,125	5.00%
24-01 - WORKERS COMPENSATION	151	144	166	183	10.24%
28-01 - OTHER EMPLOYEE BENEFITS	1,473	1,430	349	572	63.90%
<b>TOTAL PERSONNEL SERVICES</b>	<b>\$115,783</b>	<b>\$85,439</b>	<b>\$108,541</b>	<b>\$117,673</b>	<b>8.41%</b>
<b>OPERATING EXPENDITURES</b>					
31-01 - PROFESSIONAL SERVICES	2,915	3,000	10,000	10,000	(0.00%)
40-01 - TRAVEL & PER DIEM	3,041	1,800	9,360	9,500	1.50%
41-01 - COMMUNICATIONS SERVICES	999	720	1,920	1,920	(0.00%)
42-01 - FREIGHT & POSTAGE SERVICE	803	-	2,000	2,000	(0.00%)
47-01 - PRINTING & BINDING	-	50	-	-	(0.00%)
48-01 - PROMOTIONAL ACTIVITIES	57,861	34,897	94,000	116,250	23.67%
51-01 - OFFICE SUPPLIES	241	1,593	500	500	(0.00%)
52-01 - OPERATING SUPPLIES	-	-	500	500	(0.00%)
54-01 - BOOKS/PUBS/SUBS/MEMS	865	2,092	7,500	7,500	(0.00%)
55-01 - TRAINING	530	2,538	-	3,000	(0.00%)
<b>TOTAL OPERATING EXPENDITURES</b>	<b>\$67,255</b>	<b>\$46,690</b>	<b>\$125,780</b>	<b>\$151,170</b>	<b>20.19%</b>
<b>TOTAL 1903 ECON. DEVELOPMENT</b>	<b>\$183,038</b>	<b>\$132,129</b>	<b>\$234,321</b>	<b>\$268,843</b>	<b>14.73%</b>



**CITY OF TITUSVILLE  
FY2022 ADOPTED BUDGET**

**EXPENDITURE BY TYPE  
1904 NEIGHBORHOOD SVCS**

**GENERAL FUND**

	<b>ACTUAL FY2019</b>	<b>ACTUAL FY2020</b>	<b>REVISED BUDGET FY2021</b>	<b>ADOPTED BUDGET FY2022</b>	<b>% CHANGE FY2021 TO FY2022</b>
<b>PERSONNEL SERVICES</b>					
12-01 - PERSONNEL SERVICES	181,123	228,976	255,244	271,106	6.21%
14-00 - OVERTIME	156	(87)	-	-	(0.00%)
15-00 - SPECIAL PAY	500	-	-	-	(0.00%)
21-01 - FICA TAXES	13,680	17,003	19,801	21,015	6.13%
22-00 - RETIREMENT CONTRIBUTIONS	35,976	40,346	29,548	26,861	(9.09%)
23-01 - GROUP HEALTH INSURANCE	32,884	44,421	48,972	51,254	4.66%
24-01 - WORKERS COMPENSATION	342	1,109	376	414	10.11%
28-01 - OTHER EMPLOYEE BENEFITS	3,337	4,195	1,059	1,137	7.37%
29-01 - OTHER PERSONNEL SVCS	(80,489)	(108,969)	(85,000)	(150,000)	76.47%
<b>TOTAL PERSONNEL SERVICES</b>	<b>\$187,509</b>	<b>\$226,994</b>	<b>\$270,000</b>	<b>\$221,787</b>	<b>(17.86%)</b>
<b>OPERATING EXPENDITURES</b>					
40-01 - TRAVEL & PER DIEM	3,121	2,595	4,400	4,400	(0.00%)
41-01 - COMMUNICATIONS SERVICES	2,187	2,055	2,200	2,200	(0.00%)
42-01 - FREIGHT & POSTAGE SERVICE	730	72	500	500	(0.00%)
44-01 - RENTALS & LEASES	1,495	1,003	2,000	3,010	50.50%
45-01 - INSURANCE	118	119	100	100	(0.00%)
46-01 - REPAIR & MAINT SERVICES	941	922	1,219	1,829	50.04%
47-01 - PRINTING & BINDING	-	26	500	500	(0.00%)
51-01 - OFFICE SUPPLIES	1,467	-	1,500	1,500	(0.00%)
52-01 - OPERATING SUPPLIES	5,344	4,829	5,500	5,500	(0.00%)
54-01 - BOOKS/PUBS/SUBS/MEMS	1,241	455	500	550	10.00%
<b>TOTAL OPERATING EXPENDITURES</b>	<b>\$16,644</b>	<b>\$12,076</b>	<b>\$18,419</b>	<b>\$20,089</b>	<b>9.07%</b>
<b>TOTAL 1904 NEIGHBORHOOD SVCS</b>	<b>\$204,153</b>	<b>\$239,070</b>	<b>\$288,419</b>	<b>\$241,876</b>	<b>(16.14%)</b>



**CITY OF TITUSVILLE  
FY2022 ADOPTED BUDGET**

**EXPENDITURE BY TYPE  
1905 PLANNING**

**GENERAL FUND**

	<b>ACTUAL FY2019</b>	<b>ACTUAL FY2020</b>	<b>REVISED BUDGET FY2021</b>	<b>ADOPTED BUDGET FY2022</b>	<b>% CHANGE FY2021 TO FY2022</b>
<b>PERSONNEL SERVICES</b>					
12-01 - PERSONNEL SERVICES	442,554	490,654	545,909	511,790	(6.25%)
13-01 - TEMP SALARIES/WAGES	-	-	-	25,000	(0.00%)
14-00 - OVERTIME	4,754	3,529	-	2,000	(0.00%)
15-00 - SPECIAL PAY	5,133	4,462	6,000	9,000	50.00%
21-01 - FICA TAXES	32,713	36,179	42,423	39,730	(6.35%)
22-00 - RETIREMENT CONTRIBUTIONS	94,880	90,206	70,440	55,065	(21.83%)
23-01 - GROUP HEALTH INSURANCE	85,022	93,346	100,580	77,694	(22.75%)
24-01 - WORKERS COMPENSATION	984	1,191	1,082	1,190	9.98%
28-01 - OTHER EMPLOYEE BENEFITS	8,322	9,099	2,284	3,226	41.24%
29-01 - OTHER PERSONNEL SVCS	2,457	2,277	-	-	(0.00%)
<b>TOTAL PERSONNEL SERVICES</b>	<b>\$676,819</b>	<b>\$730,943</b>	<b>\$768,718</b>	<b>\$724,695</b>	<b>(5.73%)</b>
<b>OPERATING EXPENDITURES</b>					
31-01 - PROFESSIONAL SERVICES	123,816	20,668	50,000	135,000	170.00%
40-01 - TRAVEL & PER DIEM	13,837	5,590	15,300	15,300	(0.00%)
41-01 - COMMUNICATIONS SERVICES	1,309	1,240	2,400	1,920	(20.00%)
42-01 - FREIGHT & POSTAGE SERVICE	657	136	500	500	(0.00%)
47-01 - PRINTING & BINDING	5,002	1,546	2,000	2,000	(0.00%)
48-01 - PROMOTIONAL ACTIVITIES	385	300	2,000	2,000	(0.00%)
51-01 - OFFICE SUPPLIES	518	693	3,000	3,000	(0.00%)
52-01 - OPERATING SUPPLIES	5,536	7,599	8,500	8,500	(0.00%)
54-01 - BOOKS/PUBS/SUBS/MEMS	3,068	2,640	3,500	4,000	14.29%
55-01 - TRAINING	-	-	2,000	2,000	(0.00%)
<b>TOTAL OPERATING EXPENDITURES</b>	<b>\$154,128</b>	<b>\$40,412</b>	<b>\$89,200</b>	<b>\$174,220</b>	<b>95.31%</b>
<b>TOTAL 1905 PLANNING</b>	<b>\$830,947</b>	<b>\$771,355</b>	<b>\$857,918</b>	<b>\$898,915</b>	<b>4.78%</b>





**CITY OF TITUSVILLE  
FY2022 ADOPTED BUDGET**

**EXPENDITURE BY TYPE  
1701 SUPPORT SVCS ADMIN**

**GENERAL FUND**

	<b>ACTUAL FY2019</b>	<b>ACTUAL FY2020</b>	<b>REVISED BUDGET FY2021</b>	<b>ADOPTED BUDGET FY2022</b>	<b>% CHANGE FY2021 TO FY2022</b>
<b>PERSONNEL SERVICES</b>					
12-01 - PERSONNEL SERVICES	184,433	187,398	185,430	194,941	5.13%
15-00 - SPECIAL PAY	1,200	1,200	1,200	1,200	(0.00%)
21-01 - FICA TAXES	14,293	14,551	14,387	15,115	5.06%
22-00 - RETIREMENT CONTRIBUTIONS	35,335	31,491	23,161	19,833	(14.37%)
23-01 - GROUP HEALTH INSURANCE	14,538	15,379	16,010	16,742	4.57%
24-01 - WORKERS COMPENSATION	320	305	352	387	9.94%
28-01 - OTHER EMPLOYEE BENEFITS	3,124	3,031	776	1,227	58.12%
<b>TOTAL PERSONNEL SERVICES</b>	<b>\$253,243</b>	<b>\$253,355</b>	<b>\$241,316</b>	<b>\$249,445</b>	<b>3.37%</b>
<b>OPERATING EXPENDITURES</b>					
31-01 - PROFESSIONAL SERVICES	40,000	98,231	100,000	101,000	1.00%
40-01 - TRAVEL & PER DIEM	39	104	3,500	3,500	(0.00%)
41-01 - COMMUNICATIONS SERVICES	1,655	1,848	2,640	2,640	(0.00%)
47-01 - PRINTING & BINDING	33	-	300	300	(0.00%)
48-01 - PROMOTIONAL ACTIVITIES	1,184	1,266	2,500	2,500	(0.00%)
51-01 - OFFICE SUPPLIES	396	812	700	1,000	42.86%
52-01 - OPERATING SUPPLIES	3,757	10,248	8,457	10,000	18.25%
54-01 - BOOKS/PUBS/SUBS/MEMS	1,440	157	1,420	1,000	(29.58%)
55-01 - TRAINING	5,176	101	12,000	7,500	(37.50%)
<b>TOTAL OPERATING EXPENDITURES</b>	<b>\$53,680</b>	<b>\$112,767</b>	<b>\$131,517</b>	<b>\$129,440</b>	<b>(1.58%)</b>
<b>TOTAL 1701 SUPPORT SVCS ADMIN</b>	<b>\$306,923</b>	<b>\$366,122</b>	<b>\$372,833</b>	<b>\$378,885</b>	<b>1.62%</b>



**CITY OF TITUSVILLE  
FY2022 ADOPTED BUDGET**

**EXPENDITURE BY TYPE  
1702 CUSTOMER SERVICE**

**GENERAL FUND**

	<b>ACTUAL FY2019</b>	<b>ACTUAL FY2020</b>	<b>REVISED BUDGET FY2021</b>	<b>ADOPTED BUDGET FY2022</b>	<b>% CHANGE FY2021 TO FY2022</b>
<b>PERSONNEL SERVICES</b>					
12-01 - PERSONNEL SERVICES	489,788	522,330	548,805	554,993	1.13%
13-01 - TEMP SALARIES/WAGES	53,570	44,675	63,000	66,000	4.76%
14-00 - OVERTIME	8,237	7,418	20,000	18,000	(10.00%)
15-00 - SPECIAL PAY	2,705	2,709	2,700	1,500	(44.44%)
21-01 - FICA TAXES	40,202	44,776	42,204	42,586	0.91%
22-00 - RETIREMENT CONTRIBUTIONS	88,189	73,005	53,546	49,379	(7.78%)
23-01 - GROUP HEALTH INSURANCE	96,375	102,681	101,529	97,124	(4.34%)
24-01 - WORKERS COMPENSATION	9,281	9,661	10,209	11,230	10.00%
28-01 - OTHER EMPLOYEE BENEFITS	7,937	7,148	1,692	2,803	65.66%
<b>TOTAL PERSONNEL SERVICES</b>	<b>\$796,284</b>	<b>\$814,403</b>	<b>\$843,685</b>	<b>\$843,615</b>	<b>(0.01%)</b>
<b>OPERATING EXPENDITURES</b>					
31-01 - PROFESSIONAL SERVICES	2,740	337	3,200	3,200	(0.00%)
40-01 - TRAVEL & PER DIEM	265	-	1,350	2,500	85.19%
41-01 - COMMUNICATIONS SERVICES	2,936	3,028	5,580	3,980	(28.67%)
42-01 - FREIGHT & POSTAGE SERVICE	108,164	109,749	135,000	135,000	(0.00%)
44-01 - RENTALS & LEASES	-	-	1,500	1,500	(0.00%)
45-01 - INSURANCE	261	264	221	220	(0.45%)
46-01 - REPAIR & MAINT SERVICES	13,415	10,377	14,631	12,704	(13.17%)
47-01 - PRINTING & BINDING	23,806	26,959	38,000	38,000	(0.00%)
48-01 - PROMOTIONAL ACTIVITIES	471	-	500	500	(0.00%)
49-80 - OTHER CHGS/BANK CHARGES	154,271	104,026	155,000	100,000	(35.48%)
51-01 - OFFICE SUPPLIES	2,533	3,294	6,500	6,500	(0.00%)
52-01 - OPERATING SUPPLIES	8,913	5,498	8,850	9,000	1.69%
<b>TOTAL OPERATING EXPENDITURES</b>	<b>\$317,775</b>	<b>\$263,532</b>	<b>\$370,332</b>	<b>\$313,104</b>	<b>(15.45%)</b>
<b>TOTAL 1702 CUSTOMER SERVICE</b>	<b>\$1,114,059</b>	<b>\$1,077,935</b>	<b>\$1,214,017</b>	<b>\$1,156,719</b>	<b>(4.72%)</b>



**CITY OF TITUSVILLE  
FY2022 ADOPTED BUDGET**

**EXPENDITURE BY TYPE  
1703 FINANCE**

**GENERAL FUND**

	<b>ACTUAL FY2019</b>	<b>ACTUAL FY2020</b>	<b>REVISED BUDGET FY2021</b>	<b>ADOPTED BUDGET FY2022</b>	<b>% CHANGE FY2021 TO FY2022</b>
<b>PERSONNEL SERVICES</b>					
12-01 - PERSONNEL SERVICES	622,215	652,376	675,819	721,569	6.77%
13-01 - TEMP SALARIES/WAGES	7	1,205	5,000	5,000	(0.00%)
14-00 - OVERTIME	1,814	1,255	7,000	7,000	(0.00%)
15-00 - SPECIAL PAY	2,400	1,600	1,200	1,200	(0.00%)
21-01 - FICA TAXES	46,443	48,349	51,938	55,439	6.74%
22-00 - RETIREMENT CONTRIBUTIONS	117,892	117,047	91,038	79,460	(12.72%)
23-01 - GROUP HEALTH INSURANCE	94,532	104,680	108,997	108,698	(0.27%)
24-01 - WORKERS COMPENSATION	1,881	1,813	2,069	2,276	10.00%
28-01 - OTHER EMPLOYEE BENEFITS	10,351	10,786	2,756	4,501	63.32%
29-01 - OTHER PERSONNEL SVCS	(21,769)	(20,055)	(20,062)	(22,090)	10.11%
<b>TOTAL PERSONNEL SERVICES</b>	<b>\$875,766</b>	<b>\$919,056</b>	<b>\$925,755</b>	<b>\$963,053</b>	<b>4.03%</b>
<b>OPERATING EXPENDITURES</b>					
31-01 - PROFESSIONAL SERVICES	15,972	10,662	28,000	22,112	(21.03%)
40-01 - TRAVEL & PER DIEM	790	1,012	1,260	3,260	158.73%
41-01 - COMMUNICATIONS SERVICES	2,591	2,138	4,440	8,440	90.09%
42-01 - FREIGHT & POSTAGE SERVICE	2,833	2,228	3,500	5,500	57.14%
44-01 - RENTALS & LEASES	-	-	2,500	2,500	(0.00%)
47-01 - PRINTING & BINDING	2,808	2,730	3,000	3,000	(0.00%)
48-01 - PROMOTIONAL ACTIVITIES	-	-	500	500	(0.00%)
51-01 - OFFICE SUPPLIES	3,906	2,851	4,200	4,200	(0.00%)
52-01 - OPERATING SUPPLIES	4,779	3,187	1,500	1,500	(0.00%)
54-01 - BOOKS/PUBS/SUBS/MEMS	1,277	1,939	1,500	1,500	(0.00%)
<b>TOTAL OPERATING EXPENDITURES</b>	<b>\$34,956</b>	<b>\$26,747</b>	<b>\$50,400</b>	<b>\$52,512</b>	<b>4.19%</b>
<b>TOTAL 1703 FINANCE</b>	<b>\$910,722</b>	<b>\$945,803</b>	<b>\$976,155</b>	<b>\$1,015,565</b>	<b>4.04%</b>



**CITY OF TITUSVILLE  
FY2022 ADOPTED BUDGET**

**EXPENDITURE BY TYPE  
1704 HUMAN RESOURCES**

**GENERAL FUND**

	<b>ACTUAL FY2019</b>	<b>ACTUAL FY2020</b>	<b>REVISED BUDGET FY2021</b>	<b>ADOPTED BUDGET FY2022</b>	<b>% CHANGE FY2021 TO FY2022</b>
<b>PERSONNEL SERVICES</b>					
12-01 - PERSONNEL SERVICES	340,035	363,671	395,739	443,203	11.99%
13-01 - TEMP SALARIES/WAGES	24,338	22,655	18,000	18,000	(0.00%)
14-00 - OVERTIME	1,205	2,733	3,400	3,400	(0.00%)
15-00 - SPECIAL PAY	1,300	1,100	1,200	1,200	(0.00%)
21-01 - FICA TAXES	26,942	25,262	30,549	34,180	11.89%
22-00 - RETIREMENT CONTRIBUTIONS	67,437	62,482	47,828	45,725	(4.40%)
23-01 - GROUP HEALTH INSURANCE	59,835	63,923	66,795	68,674	2.81%
24-01 - WORKERS COMPENSATION	2,409	2,268	2,650	2,915	10.00%
28-01 - OTHER EMPLOYEE BENEFITS	6,025	6,017	1,536	2,775	80.66%
<b>TOTAL PERSONNEL SERVICES</b>	<b>\$529,526</b>	<b>\$550,111</b>	<b>\$567,697</b>	<b>\$620,072</b>	<b>9.23%</b>
<b>OPERATING EXPENDITURES</b>					
31-01 - PROFESSIONAL SERVICES	14,030	1,907	36,552	88,113	141.06%
40-01 - TRAVEL & PER DIEM	6,986	2,742	2,000	-	(100.00%)
41-01 - COMMUNICATIONS SERVICES	2,690	2,663	5,240	5,352	2.14%
42-01 - FREIGHT & POSTAGE SERVICE	1,468	2,026	2,075	2,137	2.99%
46-01 - REPAIR & MAINT SERVICES	-	-	1,200	1,236	3.00%
47-01 - PRINTING & BINDING	2,237	2,764	1,573	5,431	245.26%
51-01 - OFFICE SUPPLIES	7,836	10,311	7,800	8,034	3.00%
52-01 - OPERATING SUPPLIES	17,135	27,388	21,200	53,300	151.42%
54-01 - BOOKS/PUBS/SUBS/MEMS	2,542	819	3,100	3,193	3.00%
55-01 - TRAINING	238	520	1,175	6,300	436.17%
<b>TOTAL OPERATING EXPENDITURES</b>	<b>\$55,162</b>	<b>\$51,140</b>	<b>\$81,915</b>	<b>\$173,096</b>	<b>111.31%</b>
<b>TOTAL 1704 HUMAN RESOURCES</b>	<b>\$584,688</b>	<b>\$601,251</b>	<b>\$649,612</b>	<b>\$793,168</b>	<b>22.10%</b>



**CITY OF TITUSVILLE  
FY2022 ADOPTED BUDGET**

**EXPENDITURE BY TYPE  
1706 PURCHASING**

**GENERAL FUND**

	<b>ACTUAL FY2019</b>	<b>ACTUAL FY2020</b>	<b>REVISED BUDGET FY2021</b>	<b>ADOPTED BUDGET FY2022</b>	<b>% CHANGE FY2021 TO FY2022</b>
<b>PERSONNEL SERVICES</b>					
12-01 - PERSONNEL SERVICES	211,438	195,728	230,054	241,020	4.77%
13-01 - TEMP SALARIES/WAGES	7	1,162	8,000	6,000	(25.00%)
14-00 - OVERTIME	8	882	2,000	2,000	(0.00%)
21-01 - FICA TAXES	15,072	14,627	17,599	18,511	5.18%
22-00 - RETIREMENT CONTRIBUTIONS	42,183	35,960	27,925	23,016	(17.58%)
23-01 - GROUP HEALTH INSURANCE	41,035	32,518	35,080	36,927	5.27%
24-01 - WORKERS COMPENSATION	385	973	424	466	9.91%
28-01 - OTHER EMPLOYEE BENEFITS	3,751	3,640	819	1,163	42.00%
<b>TOTAL PERSONNEL SERVICES</b>	<b>\$313,879</b>	<b>\$285,490</b>	<b>\$321,901</b>	<b>\$329,103</b>	<b>2.24%</b>
<b>OPERATING EXPENDITURES</b>					
31-01 - PROFESSIONAL SERVICES	400	-	1,000	3,000	200.00%
40-01 - TRAVEL & PER DIEM	699	868	1,000	269	(73.10%)
41-01 - COMMUNICATIONS SERVICES	363	805	1,700	1,385	(18.53%)
42-01 - FREIGHT & POSTAGE SERVICE	1,613	1,403	1,500	1,650	10.00%
44-01 - RENTALS & LEASES	-	-	1,400	1,500	7.14%
47-01 - PRINTING & BINDING	651	519	700	200	(71.43%)
48-01 - PROMOTIONAL ACTIVITIES	-	-	-	300	(0.00%)
49-01 - OTHER CHARGES/GENERAL FUND	-	374	300	2,000	566.67%
51-01 - OFFICE SUPPLIES	1,782	4,313	2,600	4,550	75.00%
54-01 - BOOKS/PUBS/SUBS/MEMS	275	896	1,000	1,015	1.50%
55-01 - TRAINING	1,365	814	5,200	3,260	(37.31%)
<b>TOTAL OPERATING EXPENDITURES</b>	<b>\$7,148</b>	<b>\$9,992</b>	<b>\$16,400</b>	<b>\$19,129</b>	<b>16.64%</b>
<b>TOTAL 1706 PURCHASING</b>	<b>\$321,027</b>	<b>\$295,482</b>	<b>\$338,301</b>	<b>\$348,232</b>	<b>2.94%</b>



**CITY OF TITUSVILLE  
FY2022 ADOPTED BUDGET**

**EXPENDITURE BY TYPE  
1707 COMMUNITY RELATIONS**

**GENERAL FUND**

	<b>ACTUAL FY2019</b>	<b>ACTUAL FY2020</b>	<b>REVISED BUDGET FY2021</b>	<b>ADOPTED BUDGET FY2022</b>	<b>% CHANGE FY2021 TO FY2022</b>
<b>PERSONNEL SERVICES</b>					
12-01 - PERSONNEL SERVICES	150,661	167,439	200,227	212,847	6.30%
14-00 - OVERTIME	2,388	901	3,200	3,200	(0.00%)
21-01 - FICA TAXES	11,471	12,721	15,464	16,466	6.48%
22-00 - RETIREMENT CONTRIBUTIONS	29,935	32,191	23,701	17,855	(24.67%)
23-01 - GROUP HEALTH INSURANCE	26,130	31,476	34,176	38,910	13.85%
24-01 - WORKERS COMPENSATION	347	528	382	420	9.95%
28-01 - OTHER EMPLOYEE BENEFITS	2,638	3,319	825	828	0.36%
<b>TOTAL PERSONNEL SERVICES</b>	<b>\$223,570</b>	<b>\$248,575</b>	<b>\$277,975</b>	<b>\$290,526</b>	<b>4.52%</b>
<b>OPERATING EXPENDITURES</b>					
31-01 - PROFESSIONAL SERVICES	19,588	2,721	21,300	21,932	2.97%
32-01 - ACCOUNTING & AUDITING	735	-	-	-	(0.00%)
40-01 - TRAVEL & PER DIEM	551	2,066	3,300	3,399	3.00%
41-01 - COMMUNICATIONS SERVICES	2,152	1,920	7,045	7,678	8.99%
42-01 - FREIGHT & POSTAGE SERVICE	4	-	-	209	(0.00%)
46-01 - REPAIR & MAINT SERVICES	528	-	1,925	1,977	2.70%
47-01 - PRINTING & BINDING	10	7	160	164	2.50%
48-01 - PROMOTIONAL ACTIVITIES	33,761	31,835	42,490	43,764	3.00%
51-01 - OFFICE SUPPLIES	691	-	1,848	1,903	2.98%
52-01 - OPERATING SUPPLIES	21,792	9,077	29,397	30,278	3.00%
54-01 - BOOKS/PUBS/SUBS/MEMS	150	-	300	309	3.00%
<b>TOTAL OPERATING EXPENDITURES</b>	<b>\$79,962</b>	<b>\$47,626</b>	<b>\$107,765</b>	<b>\$111,613</b>	<b>3.57%</b>
<b>TOTAL 1707 COMMUNITY RELATIONS</b>	<b>\$303,532</b>	<b>\$296,201</b>	<b>\$385,740</b>	<b>\$402,139</b>	<b>4.25%</b>



**CITY OF TITUSVILLE  
FY2022 ADOPTED BUDGET**

**EXPENDITURE SUMMARY BY TYPE  
5555 NON-DEPARTMENTAL**

**GENERAL FUND**

	ACTUAL FY2019	ACTUAL FY2020	REVISED BUDGET FY2021	ADOPTED BUDGET FY2022	% CHANGE FY2021 TO FY2022
<b>PERSONNEL SERVICES</b>					
23-01 - GROUP HEALTH INSURANCE	203,881	203,881	210,439	297,900	41.56%
25-01 - UNEMPLOYMENT COMPENSATION	-	-	3,497	4,500	28.68%
28-01 - OTHER EMPLOYEE BENEFITS	971,645	988,176	994,368	1,037,853	4.37%
29-01 - OTHER PERSONNEL SVCS	-	-	8,208	12,272	49.51%
<b>TOTAL PERSONNEL SERVICES</b>	<b>\$1,175,526</b>	<b>\$1,192,057</b>	<b>\$1,216,512</b>	<b>\$1,352,525</b>	<b>11.18%</b>
<b>OPERATING EXPENDITURES</b>					
31-01 - PROFESSIONAL SERVICES	12,000	-	344,191	24,691	(92.83%)
32-01 - ACCOUNTING & AUDITING	67,000	70,500	76,000	79,000	3.95%
34-01 - OTHER SERVICES	12,691	12,691	-	-	(0.00%)
40-01 - TRAVEL & PER DIEM	32,583	57,224	95,000	95,000	(0.00%)
41-01 - COMMUNICATIONS SERVICES	-	(6,483)	-	-	(0.00%)
43-01 - UTILITY SERVICES	572,697	661,991	650,000	660,000	1.54%
44-01 - RENTALS & LEASES	33,401	5,170	6,496	5,796	(10.78%)
45-01 - INSURANCE	213,357	334,403	312,535	312,100	(0.14%)
49-02 - OTHER CHGS/MIS CHARGES	1,284,476	1,266,545	1,256,158	1,758,029	39.95%
49-19 - OTHER CHGS/TAX INC/CRA	614,238	643,546	647,770	657,441	1.49%
49-21 - OTHER CHGS/TAX INC/NBEDZ	416,799	504,559	615,263	681,300	10.73%
49-45 - OTHER CHGS/FIREWORKS	5,000	-	12,500	25,000	100.00%
49-80 - OTHER CHGS/BANK CHARGES	43,761	42,706	48,500	50,000	3.09%
52-01 - OPERATING SUPPLIES	3,902	400	1,177	-	(100.00%)
99-99 - OTHER USES	-	(15,926)	-	-	(0.00%)
<b>TOTAL OPERATING EXPENDITURES</b>	<b>\$3,311,905</b>	<b>\$3,577,326</b>	<b>\$4,065,590</b>	<b>\$4,348,357</b>	<b>6.96%</b>
<b>CAPITAL</b>					
64-00 - MACHINERY & EQUIPMENT	449,404	343,914	489,073	223,668	(54.27%)
64-20 - MACHINERY & EQUIP/VEHICLES	902,747	1,344,981	1,959,700	2,078,760	6.08%
<b>TOTAL CAPITAL</b>	<b>\$1,352,151</b>	<b>\$1,688,895</b>	<b>\$2,448,773</b>	<b>\$2,302,428</b>	<b>(5.98%)</b>



**CITY OF TITUSVILLE  
FY2022 ADOPTED BUDGET**

**EXPENDITURE SUMMARY BY TYPE  
5555 NON-DEPARTMENTAL**

**GENERAL FUND**

	ACTUAL FY2019	ACTUAL FY2020	REVISED BUDGET FY2021	ADOPTED BUDGET FY2022	% CHANGE FY2021 TO FY2022
<b>DEBT SERVICE</b>					
71-40 - PRINCIPAL	1,139,151	1,265,696	1,399,643	1,588,712	13.51%
72-40 - INTEREST	75,625	79,045	80,089	87,413	9.14%
73-02 - OTHER DEBT SVC/AGENT FEES	-	-	16,809	-	(100.00%)
99-98 - OTHER USE/PRINCIPAL RECLASS	14,717	(1,362)	-	-	(0.00%)
<b>TOTAL DEBT SERVICE</b>	<b>\$1,229,493</b>	<b>\$1,343,379</b>	<b>\$1,496,541</b>	<b>\$1,676,125</b>	<b>12.00%</b>
<b>GRANTS &amp; AID</b>					
82-02 - AIDS TO PRIVATE ORGS	12,500	12,500	25,000	-	(100.00%)
<b>TOTAL GRANTS &amp; AID</b>	<b>\$12,500</b>	<b>\$12,500</b>	<b>\$25,000</b>	<b>-</b>	<b>(100.00%)</b>
<b>OPERATING TRANSFERS OUT</b>					
11-18 - TRANSFER TO/BLDG INSPECTIONS	-	107,250	687,705	1,068,754	55.41%
12-07 - TRANSFER TO/PIRN 2009	257,678	21,000	301,514	-	(100.00%)
13-03 - TRANSFER TO/ROADS & STREETS	1,362,371	710,466	1,312,298	1,310,525	(0.14%)
13-05 - TRANSFER TO/RIVERFRONT	-	161	-	-	(0.00%)
15-02 - TRANSFER TO/IT	22,500	-	110,315	-	(100.00%)
<b>TOTAL OPERATING TRANSFERS OUT</b>	<b>\$1,642,549</b>	<b>\$838,877</b>	<b>\$2,411,832</b>	<b>\$2,379,279</b>	<b>(1.35%)</b>
<b>FUND BALANCE ALLOCATION</b>					
11-02 - ASSIGNED	-	-	302,234	185,743	(38.54%)
11-03 - COMMITTED	-	-	6,075,454	5,870,646	(3.37%)
11-04 - RESTRICTED	-	-	329,898	152,315	(53.83%)
11-05 - CONTINGENCY - UNASSIGNED	-	-	87,200	90,000	3.21%
11-07 - UNASSIGNED	-	-	1,662,122	81,199	(95.11%)
20-01 - RESERVED/PROPRIETARY	-	-	17,436	-	(100.00%)
<b>TOTAL FUND BALANCE ALLOCATION</b>	<b>-</b>	<b>-</b>	<b>\$8,474,344</b>	<b>\$6,379,903</b>	<b>(24.72%)</b>
<b>TOTAL 5555 NON-DEPARTMENTAL</b>	<b>\$8,724,124</b>	<b>\$8,653,034</b>	<b>\$20,138,592</b>	<b>\$18,438,617</b>	<b>(8.44%)</b>





**Departmental Capital Outlay Schedule  
Fiscal Year 2022**

<b>Fund/Dept</b>	<b>Dept Name</b>	<b>Account Number</b>	<b>Project</b>	<b>Description</b>	<b>Adopted Annual Budget</b>
001/0801	Police	001-5555-564.64-00	Z02201	10 Pac-Set Radios @ \$4,410 each <b>(FINANCED)</b>	\$ 44,100
001/0801	Police	001-5555-564.64-00	Z02202	16 Mobile Radios @ \$5,848 each <b>(FINANCED \$36,935)</b>	\$ 93,568
001/0901	Fire & Emergency Services	001-5555-564.64-00	Z02203	Stryker Automatic Stretcher	\$ 20,000
001/1707	Support Services-Community Relations	001-5555-564.64-00	Z02204	LED Signage City Hall	\$ 45,000
001/1707	Support Services-Community Relations	001-5555-564.64-00	Z02205	LED Lighting Council Chambers	\$ 21,000
				<b>TOTAL GENERAL FUND CURRENT OPERATIONS</b>	<b>\$ 223,668</b>
401/1616	Water & Sewer-Field Ops	401-5555-564.64-00	Z02206	Diesel Powered Light Tower	\$ 15,000
401/1618	Water & Sewer-Water Reclamation	401-5555-564.64-00	Z02207	6-Inch Portable Backup Pump w/ Float Control System	\$ 40,000
401/1619	Water & Sewer-Lab Services	401-5555-564.64-00	Z02208	OMNIS Advanced Titrator	\$ 107,000
				<b>TOTAL WATER &amp; SEWER FUND CURRENT OPERATIONS</b>	<b>\$ 162,000</b>
405/1001	Municipal Marina	405-5555-564.64-00	Z02209	A/C Unit For New Shop Building	\$ 10,000
				<b>TOTAL MUNICIPAL MARINA FUND CURRENT OPERATIONS</b>	<b>\$ 10,000</b>
				<b>TOTAL DEPARTMENTAL CAPITAL OUTLAYS FOR CURRENT OPERATIONS</b>	<b>\$ 395,668</b>



**Vehicle Capital Outlay Schedule  
Fiscal Year 2022**

<b>Fund</b>	<b>Dept Name</b>	<b>Account Number</b>	<b>Project</b>	<b>Description</b>	<b>Adopted Annual Budget</b>
001	Police	001-5555-564.64-20	Z02210	12 Vehicles @ \$54,000 each (3 New, 9 Replacement) <b>(NINE FINANCED \$486,000)</b>	\$ 648,000
001	Fire & Emergency Services	001-5555-564.64-20	Z02216	2022 Pierce Fire Engine (Replaces #8072) <b>(FINANCED)</b>	\$ 690,000
001	Fire & Emergency Services	001-5555-564.64-20	Z02217	2022 Transport Capable Emergency Response Rescue Vehicle (Replaces Excellence Rescue) <b>(FINANCED)</b>	\$ 275,000
001	Fire & Emergency Services	001-5555-564.64-20	Z02218	2022 Chevrolet 2500 HD 4-Dr 4X4 Pickup (Replaces #8687) <b>(FINANCED)</b>	\$ 60,000
001	Support Services-Customer Service	001-5555-564.64-20	Z02219	2021 Hybrid Ford Escape <b>(FINANCED)</b>	\$ 26,500
001	Community Devel-Neighborhood Svcs	001-5555-564.64-20	Z02220	Ford Explorer XLT (Replaces #8219) <b>(FINANCED)</b>	\$ 34,260
001	Public Works-Roads & Streets	001-5555-564.64-20	Z02221	2-54" Mowers (Replaces #8573 and #8574) <b>(FINANCED)</b>	\$ 20,000
001	Public Works-Roads & Streets	001-5555-564.64-20	Z02222	Bucket Truck (Replaces #5003) <b>(FINANCED)</b>	\$ 125,000
001	Public Works-Roads & Streets	001-5555-564.64-20	Z02223	Backhoe (Replaces #911 and #7851) <b>(FINANCED)</b>	\$ 145,000
001	Public Works-Roads & Streets	001-5555-564.64-20	Z02224	Trencher	\$ 10,000
001	Public Works-Roads & Streets	001-5555-564.64-20	Z02225	3 Trailers (Replaces 5 Existing Trailers) <b>(FINANCED)</b>	\$ 45,000
<b>001</b>				<b>TOTAL GENERAL FUND</b>	<b>\$ 2,078,760</b>
401	Water & Sewer-Water Production	401-5555-564.64-20	Z02226	4X4 SUV (Replaces #4710)	\$ 42,000
401	Water & Sewer-Water Production	401-5555-564.64-20	Z02227	Wheel Loader (Replaces Skid Steer)	\$ 95,000
401	Water & Sewer-Water Production	401-5555-564.64-20	Z02228	Tow-Behind Portable Air Compressor	\$ 35,000
401	Water & Sewer-Field Ops	401-5555-564.64-20	Z02229	1.25-T 4X4 Service Truck w/Utility Style Service Body (Replaces #8380)	\$ 75,000
401	Water & Sewer-Field Ops	401-5555-564.64-20	Z02230	1-T 4X4 Service Truck w/Utility Style Service Body (Replaces #8447)	\$ 63,000
401	Water & Sewer-Field Ops	401-5555-564.64-20	Z02231	SUV (Replaces #8099)	\$ 55,000
401	Water & Sewer-Field Ops	401-5555-564.64-20	Z02232	1-T High Roof Cargo Van (Replaces #2940)	\$ 50,000
401	Water & Sewer-Water Reclamation	401-5555-564.64-20	Z02233	1-T Truck w/Service Body and Crane (Replaces #8608)	\$ 60,000
401	Water & Sewer-Electronic Services	401-5555-564.64-20	Z02234	2022 Ford Expedition MAX XL 4X4 (Replaces #7956)	\$ 58,700
<b>401</b>				<b>TOTAL WATER &amp; SEWER UTILITY FUND</b>	<b>\$ 533,700</b>
404	Solid Waste-Refuse	404-5555-564.64-20	Z02235	Grapple (Replaces #8382) <b>(FINANCED)</b>	\$ 165,000
<b>404</b>				<b>TOTAL SOLID WASTE FUND</b>	<b>\$ 165,000</b>
405	Municipal Marina	405-5555-564.64-20	Z02236	Truck with Towing Package	\$ 32,000
<b>405</b>				<b>TOTAL MARINA FUND</b>	<b>\$ 32,000</b>
406	Stormwater Utility Management Fund	406-5555-564.64-20	Z02237	Skid Steer Loader	\$ 62,000
406	Stormwater Utility Management Fund	406-5555-564.64-20	Z02238	54" Mower	\$ 10,000
<b>406</b>				<b>TOTAL STORMWATER UTILITY FUND</b>	<b>\$ 72,000</b>
501	Fleet Management	501-5555-564.64-20	Z02239	1-T Pickup	\$ 50,000
<b>501</b>				<b>TOTAL FLEET FUND</b>	<b>\$ 50,000</b>
				<b>TOTAL VEHICLE REPLACEMENT FOR CURRENT OPERATIONS</b>	<b>\$ 2,931,460</b>



This page has been intentionally left blank.



**CITY OF TITUSVILLE  
FY2022 ADOPTED BUDGET**

**REVENUE SUMMARY BY SOURCE**

**CRA**

	<b>ACTUAL FY2019</b>	<b>ACTUAL FY2020</b>	<b>REVISED BUDGET FY2021</b>	<b>ADOPTED BUDGET FY2022</b>	<b>% CHANGE FY2021 TO FY2022</b>
<b>PROPERTY TAX</b>					
311.50-01 - TAX INCREMENT/BREVARD	304,782	318,364	331,575	324,971	(1.99%)
311.50-03 - TAX INCRMT/TITUSVILLE	614,238	643,546	647,770	657,441	1.49%
<b>TOTAL PROPERTY TAX</b>	<b>\$919,020</b>	<b>\$961,910</b>	<b>\$979,345</b>	<b>\$982,412</b>	<b>0.31%</b>
<b>INVESTMENT EARNINGS</b>					
361.15-10 - CUSTODIAL INTEREST	15,830	4,830	-	-	(0.00%)
361.30-00 - NET INC/DEC MKT VALUE	24,876	9,812	-	-	(0.00%)
<b>TOTAL INVESTMENT EARNINGS</b>	<b>\$40,706</b>	<b>\$14,642</b>	<b>-</b>	<b>-</b>	<b>(0.00%)</b>
<b>PRIOR YEAR APPROPRIATIONS</b>					
389.11-04 - RESTRICTED	-	-	1,241,504	36,000	(97.10%)
<b>TOTAL PRIOR YEAR APPROPRIATIONS</b>	<b>-</b>	<b>-</b>	<b>\$1,241,504</b>	<b>\$36,000</b>	<b>(97.10%)</b>
<b>INTERFUND TRANSFERS IN</b>					
381.13-04 - TRANSFER FROM CRA CAP	-	945,542	-	-	(0.00%)
<b>TOTAL INTERFUND TRANSFERS IN</b>	<b>-</b>	<b>\$945,542</b>	<b>-</b>	<b>-</b>	<b>(0.00%)</b>
<b>TOTAL FUND</b>	<b>\$959,726</b>	<b>\$1,922,094</b>	<b>\$2,220,849</b>	<b>\$1,018,412</b>	<b>(54.14%)</b>



**CITY OF TITUSVILLE  
FY2022 ADOPTED BUDGET**

**EXPENDITURE SUMMARY BY TYPE**

**CRA**

	<b>ACTUAL FY2019</b>	<b>ACTUAL FY2020</b>	<b>REVISED BUDGET FY2021</b>	<b>ADOPTED BUDGET FY2022</b>	<b>% CHANGE FY2021 TO FY2022</b>
<b>PERSONNEL SERVICES</b>					
12-01 - PERSONNEL SERVICES	69,479	74,876	64,258	94,009	46.30%
14-00 - OVERTIME	-	418	-	-	(0.00%)
15-00 - SPECIAL PAY	-	-	-	100	(0.00%)
21-01 - FICA TAXES	5,152	6,147	5,136	7,412	44.31%
22-00 - RETIREMENT CONTRIBUTIONS	10,722	9,549	6,635	7,707	16.16%
23-01 - GROUP HEALTH INSURANCE	18,297	23,228	14,062	23,548	67.46%
24-01 - WORKERS COMPENSATION	751	720	826	909	10.05%
28-01 - OTHER EMPLOYEE BENEFITS	1,026	777	273	602	120.51%
29-01 - OTHER PERSONNEL SVCS	-	-	(9,438)	-	(100.00%)
<b>TOTAL PERSONNEL SERVICES</b>	<b>\$105,427</b>	<b>\$115,715</b>	<b>\$81,752</b>	<b>\$134,287</b>	<b>64.26%</b>
<b>OPERATING EXPENDITURES</b>					
31-01 - PROFESSIONAL SERVICES	14,819	15,605	35,000	85,000	142.86%
40-01 - TRAVEL & PER DIEM	2,430	2,400	3,400	3,400	(0.00%)
41-01 - COMMUNICATIONS SERVICES	480	480	480	480	(0.00%)
43-01 - UTILITY SERVICES	48,326	36,826	55,000	55,000	(0.00%)
46-01 - REPAIR & MAINT SERVICES	87,402	83,086	100,000	85,000	(15.00%)
48-01 - PROMOTIONAL ACTIVITIES	503	360	4,000	3,426	(14.35%)
49-01 - OTHER CHARGES/GENERAL FUND	31,691	38,492	35,428	39,083	10.32%
52-01 - OPERATING SUPPLIES	68	-	100	200	100.00%
54-01 - BOOKS/PUBS/SUBS/MEMS	795	940	1,200	1,200	(0.00%)
99-99 - OTHER USES	(278)	(652)	-	-	(0.00%)
<b>TOTAL OPERATING EXPENDITURES</b>	<b>\$186,236</b>	<b>\$177,537</b>	<b>\$234,608</b>	<b>\$272,789</b>	<b>16.27%</b>



**CITY OF TITUSVILLE  
FY2022 ADOPTED BUDGET**

**EXPENDITURE SUMMARY BY TYPE**

**CRA**

	<b>ACTUAL FY2019</b>	<b>ACTUAL FY2020</b>	<b>REVISED BUDGET FY2021</b>	<b>ADOPTED BUDGET FY2022</b>	<b>% CHANGE FY2021 TO FY2022</b>
<b>CAPITAL</b>					
65-00 - CONSTRUCTION IN PROGRESS	-	2,985	1,767,373	475,874	(73.07%)
<b>TOTAL CAPITAL</b>	<b>-</b>	<b>\$2,985</b>	<b>\$1,767,373</b>	<b>\$475,874</b>	<b>(73.07%)</b>
<b>DEBT SERVICE</b>					
99-98 - OTHER USE/PRINCIPAL RECLASS	(14,717)	(14,716)	-	-	(0.00%)
<b>TOTAL DEBT SERVICE</b>	<b>\$(14,717)</b>	<b>\$(14,716)</b>	<b>-</b>	<b>-</b>	<b>(0.00%)</b>
<b>OPERATING TRANSFERS OUT</b>					
10-01 - TRANSFER TO/GENERAL FUND	14,716	14,717	14,717	16,757	13.86%
12-07 - TRANSFER TO/PIRN 2009	123,165	119,812	122,326	118,705	(2.96%)
13-04 - TRANSFER TO/CRA CONSTR	528,900	583,160	-	-	(0.00%)
<b>TOTAL OPERATING TRANSFERS OUT</b>	<b>\$666,781</b>	<b>\$717,689</b>	<b>\$137,043</b>	<b>\$135,462</b>	<b>(1.15%)</b>
<b>FUND BALANCE ALLOCATION</b>					
11-04 - RESTRICTED	-	-	73	-	(100.00%)
<b>TOTAL FUND BALANCE ALLOCATION</b>	<b>-</b>	<b>-</b>	<b>\$73</b>	<b>-</b>	<b>(100.00%)</b>
<b>TOTAL FUND</b>	<b>\$943,727</b>	<b>\$999,210</b>	<b>\$2,220,849</b>	<b>\$1,018,412</b>	<b>(54.14%)</b>



**CITY OF TITUSVILLE  
FY2022 ADOPTED BUDGET**

**EXPENDITURE BY TYPE  
1905 PLANNING**

**CRA**

	<b>ACTUAL FY2019</b>	<b>ACTUAL FY2020</b>	<b>REVISED BUDGET FY2021</b>	<b>ADOPTED BUDGET FY2022</b>	<b>% CHANGE FY2021 TO FY2022</b>
<b>PERSONNEL SERVICES</b>					
12-01 - PERSONNEL SERVICES	69,479	74,876	64,258	94,009	46.30%
14-00 - OVERTIME	-	418	-	-	(0.00%)
15-00 - SPECIAL PAY	-	-	-	100	(0.00%)
21-01 - FICA TAXES	5,152	5,570	5,136	7,412	44.31%
22-00 - RETIREMENT CONTRIBUTIONS	10,722	9,549	6,635	7,707	16.16%
23-01 - GROUP HEALTH INSURANCE	11,926	16,857	13,132	21,806	66.05%
24-01 - WORKERS COMPENSATION	751	720	826	909	10.05%
28-01 - OTHER EMPLOYEE BENEFITS	1,026	777	273	602	120.51%
29-01 - OTHER PERSONNEL SVCS	-	-	(9,438)	-	(100.00%)
<b>TOTAL PERSONNEL SERVICES</b>	<b>\$99,056</b>	<b>\$108,767</b>	<b>\$80,822</b>	<b>\$132,545</b>	<b>64.00%</b>
<b>OPERATING EXPENDITURES</b>					
40-01 - TRAVEL & PER DIEM	2,430	2,400	2,400	2,400	(0.00%)
41-01 - COMMUNICATIONS SERVICES	480	480	480	480	(0.00%)
<b>TOTAL OPERATING EXPENDITURES</b>	<b>\$2,910</b>	<b>\$2,880</b>	<b>\$2,880</b>	<b>\$2,880</b>	<b>(0.00%)</b>
<b>TOTAL 1905 PLANNING</b>	<b>\$101,966</b>	<b>\$111,647</b>	<b>\$83,702</b>	<b>\$135,425</b>	<b>61.79%</b>



**CITY OF TITUSVILLE  
FY2022 ADOPTED BUDGET**

**EXPENDITURE SUMMARY BY TYPE  
5555 NON-DEPARTMENTAL**

**CRA**

	ACTUAL FY2019	ACTUAL FY2020	REVISED BUDGET FY2021	ADOPTED BUDGET FY2022	% CHANGE FY2021 TO FY2022
<b>PERSONNEL SERVICES</b>					
21-01 - FICA TAXES	-	577	-	-	(0.00%)
23-01 - GROUP HEALTH INSURANCE	6,371	6,371	930	1,742	87.31%
<b>TOTAL PERSONNEL SERVICES</b>	<b>\$6,371</b>	<b>\$6,948</b>	<b>\$930</b>	<b>\$1,742</b>	<b>87.31%</b>
<b>OPERATING EXPENDITURES</b>					
31-01 - PROFESSIONAL SERVICES	14,819	15,605	35,000	85,000	142.86%
40-01 - TRAVEL & PER DIEM	-	-	1,000	1,000	(0.00%)
43-01 - UTILITY SERVICES	48,326	36,826	55,000	55,000	(0.00%)
46-01 - REPAIR & MAINT SERVICES	87,402	83,086	100,000	85,000	(15.00%)
48-01 - PROMOTIONAL ACTIVITIES	503	360	4,000	3,426	(14.35%)
49-01 - OTHER CHARGES/GENERAL FUND	31,691	38,492	35,428	39,083	10.32%
52-01 - OPERATING SUPPLIES	68	-	100	200	100.00%
54-01 - BOOKS/PUBS/SUBS/MEMS	795	940	1,200	1,200	(0.00%)
99-99 - OTHER USES	(278)	(652)	-	-	(0.00%)
<b>TOTAL OPERATING EXPENDITURES</b>	<b>\$183,326</b>	<b>\$174,657</b>	<b>\$231,728</b>	<b>\$269,909</b>	<b>16.48%</b>
<b>CAPITAL</b>					
65-00 - CONSTRUCTION IN PROGRESS	-	2,985	1,767,373	475,874	(73.07%)
<b>TOTAL CAPITAL</b>	<b>-</b>	<b>\$2,985</b>	<b>\$1,767,373</b>	<b>\$475,874</b>	<b>(73.07%)</b>
<b>DEBT SERVICE</b>					
99-98 - OTHER USE/PRINCIPAL RECLASS	(14,717)	(14,716)	-	-	(0.00%)
<b>TOTAL DEBT SERVICE</b>	<b>\$(14,717)</b>	<b>\$(14,716)</b>	<b>-</b>	<b>-</b>	<b>(0.00%)</b>
<b>OPERATING TRANSFERS OUT</b>					
10-01 - TRANSFER TO/GENERAL FUND	14,716	14,717	14,717	16,757	13.86%
12-07 - TRANSFER TO/PIRN 2009	123,165	119,812	122,326	118,705	(2.96%)
13-04 - TRANSFER TO/CRA CONSTR	528,900	583,160	-	-	(0.00%)
<b>TOTAL OPERATING TRANSFERS OUT</b>	<b>\$666,781</b>	<b>\$717,689</b>	<b>\$137,043</b>	<b>\$135,462</b>	<b>(1.15%)</b>
<b>FUND BALANCE ALLOCATION</b>					
11-04 - RESTRICTED	-	-	73	-	(100.00%)
<b>TOTAL FUND BALANCE ALLOCATION</b>	<b>-</b>	<b>-</b>	<b>\$73</b>	<b>-</b>	<b>(100.00%)</b>
<b>TOTAL 5555 NON-DEPARTMENTAL</b>	<b>\$841,761</b>	<b>\$887,563</b>	<b>\$2,137,147</b>	<b>\$882,987</b>	<b>(58.68%)</b>





**CITY OF TITUSVILLE, FLORIDA  
FIVE-YEAR CAPITAL IMPROVEMENT PLAN  
CRA FUND  
NEW PROJECT REVENUE SOURCES ONLY**

<b>SOURCES</b>								
<b>Accounting String</b>	<b>Project Number</b>	<b>Revenue Name</b>	<b>New Project Allocations FY 2022</b>	<b>FY 2023</b>	<b>FY 2024</b>	<b>FY 2025</b>	<b>FY 2026</b>	<b>Totals</b>
104-5555-589.11-04	All Projects	Current Fund Balance/Restricted	\$ 475,874	\$ 570,000	\$ 420,000	\$ 420,000	\$ 420,000	\$ 2,305,874
		<b>TOTAL SOURCES</b>	<b>\$ 475,874</b>	<b>\$ 570,000</b>	<b>\$ 420,000</b>	<b>\$ 420,000</b>	<b>\$ 420,000</b>	<b>\$ 2,305,874</b>
<b>USES</b>								
<b>Accounting String</b>	<b>Project Number</b>	<b>Project Name</b>	<b>New Project Allocations FY 2022</b>	<b>FY 2023</b>	<b>FY 2024</b>	<b>FY 2025</b>	<b>FY 2026</b>	<b>Totals</b>
104-5555-565.65-00	CR1604	Trail Town Amenities CRA Building	\$ 20,000	\$ 20,000	\$ 20,000	\$ 20,000	\$ 20,000	\$ 100,000
104-5555-565.65-00	CR1703	CRA Building Grants	\$ 8,874	\$ 100,000	\$ 100,000	\$ 100,000	\$ 100,000	\$ 408,874
104-5555-565.65-00	CR1704	Concrete Street Repairs	\$ 50,000	\$ -	\$ 100,000	\$ 100,000	\$ 100,000	\$ 350,000
104-5555-565.65-00	CR2001	Road Resurfacing (1 Mile)	\$ 150,000	\$ 150,000	\$ 150,000	\$ 150,000	\$ 150,000	\$ 750,000
104-5555-565.65-00	CR2002	Spaceview Park Pier	\$ 200,000	\$ 250,000	\$ -	\$ -	\$ -	\$ 450,000
104-5555-565.65-00	CR2101	Utilities Infrastructure	\$ 47,000	\$ 50,000	\$ 50,000	\$ 50,000	\$ 50,000	\$ 247,000
		<b>TOTAL USES</b>	<b>\$ 475,874</b>	<b>\$ 570,000</b>	<b>\$ 420,000</b>	<b>\$ 420,000</b>	<b>\$ 420,000</b>	<b>\$ 2,305,874</b>



This page has been intentionally left blank.



This page has been intentionally left blank.



**CITY OF TITUSVILLE  
FY2022 ADOPTED BUDGET**

**REVENUE SUMMARY BY SOURCE**

**FORFEITURE CONTRIBAND**

	ACTUAL FY2019	ACTUAL FY2020	REVISED BUDGET FY2021	ADOPTED BUDGET FY2022	% CHANGE FY2021 TO FY2022
<b>FINES &amp; FORFEITURES</b>					
351.10-00 - FEDERAL ASSET SHARING	6,124	17,412	-	-	(0.00%)
359.10-00 - STATE	32,261	11,602	-	-	(0.00%)
359.90-00 - OTHER FINES AND FORFEITS	-	2,006	-	-	(0.00%)
<b>TOTAL FINES &amp; FORFEITURES</b>	<b>\$38,385</b>	<b>\$31,020</b>	<b>-</b>	<b>-</b>	<b>(0.00%)</b>
<b>PRIOR YEAR APPROPRIATIONS</b>					
389.11-04 - RESTRICTED	-	-	148,048	93,648	(36.74%)
<b>TOTAL PRIOR YEAR APPROPRIATIONS</b>	<b>-</b>	<b>-</b>	<b>\$148,048</b>	<b>\$93,648</b>	<b>(36.74%)</b>
<b>TOTAL FUND</b>	<b>\$38,385</b>	<b>\$31,020</b>	<b>\$148,048</b>	<b>\$93,648</b>	<b>(36.74%)</b>



**CITY OF TITUSVILLE  
FY2022 ADOPTED BUDGET**

**EXPENDITURE SUMMARY BY TYPE**

**FORFEITURE CONTRIBAND**

	ACTUAL FY2019	ACTUAL FY2020	REVISED BUDGET FY2021	ADOPTED BUDGET FY2022	% CHANGE FY2021 TO FY2022
<b>OPERATING EXPENDITURES</b>					
31-01 - PROFESSIONAL SERVICES	-	-	-	15,000	(0.00%)
35-01 - INVESTIGATIONS	15,000	14,999	15,000	25,000	66.67%
46-01 - REPAIR & MAINT SERVICES	15,808	8,269	10,000	-	(100.00%)
52-01 - OPERATING SUPPLIES	2,319	9,380	29,400	-	(100.00%)
55-01 - TRAINING	10,333	-	-	-	(0.00%)
99-99 - OTHER USES	(84)	(180)	-	-	(0.00%)
<b>TOTAL OPERATING EXPENDITURES</b>	<b>\$43,376</b>	<b>\$32,468</b>	<b>\$54,400</b>	<b>\$40,000</b>	<b>(26.47%)</b>
<b>FUND BALANCE ALLOCATION</b>					
11-04 - RESTRICTED	-	-	93,648	53,648	(42.71%)
<b>TOTAL FUND BALANCE ALLOCATION</b>	<b>-</b>	<b>-</b>	<b>\$93,648</b>	<b>\$53,648</b>	<b>(42.71%)</b>
<b>TOTAL FUND</b>	<b>\$43,376</b>	<b>\$32,468</b>	<b>\$148,048</b>	<b>\$93,648</b>	<b>(36.74%)</b>



**CITY OF TITUSVILLE  
FY2022 ADOPTED BUDGET**

**REVENUE SUMMARY BY SOURCE**

**IMPACT FEES**

	ACTUAL FY2019	ACTUAL FY2020	REVISED BUDGET FY2021	ADOPTED BUDGET FY2022	% CHANGE FY2021 TO FY2022
<b>INVESTMENT EARNINGS</b>					
361.15-10 - CUSTODIAL INTEREST	11,412	17,199	-	-	(0.00%)
361.30-00 - NET INC/DEC MKT VALUE	14,767	5,893	-	-	(0.00%)
<b>TOTAL INVESTMENT EARNINGS</b>	<b>\$26,179</b>	<b>\$23,092</b>	<b>-</b>	<b>-</b>	<b>(0.00%)</b>
<b>PRIOR YEAR APPROPRIATIONS</b>					
389.11-04 - RESTRICTED	-	-	933,648	241,095	(74.18%)
<b>TOTAL PRIOR YEAR APPROPRIATIONS</b>	<b>-</b>	<b>-</b>	<b>\$933,648</b>	<b>\$241,095</b>	<b>(74.18%)</b>
<b>MISCELLANEOUS</b>					
363.22-01 - FIRE	64,479	118,581	20,000	60,000	200.00%
363.22-02 - POLICE	18,559	116,831	-	-	(0.00%)
363.23-01 - PUBLIC WORKS	22,267	41,373	-	-	(0.00%)
363.29-01 - CITY HALL	1,819	3,107	-	-	(0.00%)
<b>TOTAL MISCELLANEOUS</b>	<b>\$107,124</b>	<b>\$279,892</b>	<b>\$20,000</b>	<b>\$60,000</b>	<b>200.00%</b>
<b>INTERFUND TRANSFERS IN</b>					
381.13-03 - TRANSFER FROM/RDS-STR	134,750	179,665	858,797	-	(100.00%)
<b>TOTAL INTERFUND TRANSFERS IN</b>	<b>\$134,750</b>	<b>\$179,665</b>	<b>\$858,797</b>	<b>-</b>	<b>(100.00%)</b>
<b>TOTAL FUND</b>	<b>\$268,053</b>	<b>\$482,649</b>	<b>\$1,812,445</b>	<b>\$301,095</b>	<b>(83.39%)</b>



**CITY OF TITUSVILLE  
FY2022 ADOPTED BUDGET**

**EXPENDITURE SUMMARY BY TYPE**

**IMPACT FEES**

	ACTUAL FY2019	ACTUAL FY2020	REVISED BUDGET FY2021	ADOPTED BUDGET FY2022	% CHANGE FY2021 TO FY2022
<b>OPERATING EXPENDITURES</b>					
99-99 - OTHER USES	(17)	(147)	-	-	(0.00%)
<b>TOTAL OPERATING EXPENDITURES</b>	<b>\$(17)</b>	<b>\$(147)</b>	<b>-</b>	<b>-</b>	<b>(0.00%)</b>
<b>OPERATING TRANSFERS OUT</b>					
10-01 - TRANSFER TO/GENERAL FUND	-	-	-	162,000	(0.00%)
12-07 - TRANSFER TO/PIRN 2009	-	-	120,624	-	(100.00%)
13-03 - TRANSFER TO/ROADS & STREETS	-	303,000	591,929	-	(100.00%)
14-04 - TRANSFER TO/SOLID WASTE	-	-	484,400	-	(100.00%)
<b>TOTAL OPERATING TRANSFERS OUT</b>	<b>-</b>	<b>\$303,000</b>	<b>\$1,196,953</b>	<b>\$162,000</b>	<b>(86.47%)</b>
<b>FUND BALANCE ALLOCATION</b>					
11-04 - RESTRICTED	-	-	615,492	139,095	(77.40%)
<b>TOTAL FUND BALANCE ALLOCATION</b>	<b>-</b>	<b>-</b>	<b>\$615,492</b>	<b>\$139,095</b>	<b>(77.40%)</b>
<b>TOTAL FUND</b>	<b>\$(17)</b>	<b>\$302,853</b>	<b>\$1,812,445</b>	<b>\$301,095</b>	<b>(83.39%)</b>



**CITY OF TITUSVILLE  
FY2022 ADOPTED BUDGET**

**REVENUE SUMMARY BY SOURCE**

**BUILDING INSPECTIONS**

	ACTUAL FY2019	ACTUAL FY2020	REVISED BUDGET FY2021	ADOPTED BUDGET FY2022	% CHANGE FY2021 TO FY2022
<b>PERMITS FEES &amp; SPEC ASSMT</b>					
322.10-01 - BUILDING PERMITS/CITY	-	1,004,311	690,067	370,000	(46.38%)
322.10-05 - BLDG PERMITS/PLAN EXAM	-	102,484	156,000	370,000	137.18%
329.20-01 - DCA SURCHARGE	-	1,385	4,000	5,000	25.00%
329.30-01 - BCAIB SURCHARGE	-	1,840	4,000	5,000	25.00%
<b>TOTAL PERMITS FEES &amp; SPEC ASSMT</b>	<b>-</b>	<b>\$1,110,020</b>	<b>\$854,067</b>	<b>\$750,000</b>	<b>(12.18%)</b>
<b>PRIOR YEAR APPROPRIATIONS</b>					
389.11-04 - RESTRICTED	-	-	128,320	-	(100.00%)
<b>TOTAL PRIOR YEAR APPROPRIATIONS</b>	<b>-</b>	<b>-</b>	<b>\$128,320</b>	<b>-</b>	<b>(100.00%)</b>
<b>INTERFUND TRANSFERS IN</b>					
381.10-01 - TRANSFER FROM GEN FUND	-	107,250	687,705	1,068,754	55.41%
<b>TOTAL INTERFUND TRANSFERS IN</b>	<b>-</b>	<b>\$107,250</b>	<b>\$687,705</b>	<b>\$1,068,754</b>	<b>55.41%</b>
<b>TOTAL FUND</b>	<b>-</b>	<b>\$1,217,270</b>	<b>\$1,670,092</b>	<b>\$1,818,754</b>	<b>8.90%</b>





**CITY OF TITUSVILLE  
FY2022 ADOPTED BUDGET**

**EXPENDITURE SUMMARY BY TYPE**

**BUILDING INSPECTIONS**

	ACTUAL FY2019	ACTUAL FY2020	REVISED BUDGET FY2021	ADOPTED BUDGET FY2022	% CHANGE FY2021 TO FY2022
<b>PERSONNEL SERVICES</b>					
12-01 - PERSONNEL SERVICES	-	478,410	609,960	687,692	12.74%
13-01 - TEMP SALARIES/WAGES	-	-	-	30,000	(0.00%)
14-00 - OVERTIME	-	8,424	-	2,000	(0.00%)
15-00 - SPECIAL PAY	-	27,922	25,541	78,601	207.74%
21-01 - FICA TAXES	-	40,103	51,310	58,653	14.31%
22-00 - RETIREMENT CONTRIBUTIONS	-	88,403	74,812	71,600	(4.29%)
23-01 - GROUP HEALTH INSURANCE	-	110,142	116,730	140,287	20.18%
24-01 - WORKERS COMPENSATION	-	5,328	8,346	9,181	10.00%
28-01 - OTHER EMPLOYEE BENEFITS	-	8,877	26,383	28,918	9.61%
<b>TOTAL PERSONNEL SERVICES</b>	-	<b>\$767,609</b>	<b>\$913,082</b>	<b>\$1,106,932</b>	<b>21.23%</b>
<b>OPERATING EXPENDITURES</b>					
31-01 - PROFESSIONAL SERVICES	-	103,086	169,358	61,800	(63.51%)
40-01 - TRAVEL & PER DIEM	-	38,236	95,695	120,895	26.33%
41-01 - COMMUNICATIONS SERVICES	-	888	480	720	50.00%
42-01 - FREIGHT & POSTAGE SERVICE	-	-	200	200	(0.00%)
45-01 - INSURANCE	-	-	31,806	31,762	(0.14%)
49-01 - OTHER CHARGES/GENERAL FUND	-	239,264	303,228	334,505	10.31%
49-02 - OTHER CHGS/MIS CHARGES	-	103,519	100,468	109,253	8.74%
49-80 - OTHER CHGS/BANK CHARGES	-	-	24,000	24,000	(0.00%)
51-01 - OFFICE SUPPLIES	-	30	1,000	1,000	(0.00%)
52-01 - OPERATING SUPPLIES	-	3,187	10,150	10,500	3.45%
54-01 - BOOKS/PUBS/SUBS/MEMS	-	3,075	5,000	5,000	(0.00%)
55-01 - TRAINING	-	889	6,500	6,500	(0.00%)
99-99 - OTHER USES	-	(1,780)	-	-	(0.00%)
<b>TOTAL OPERATING EXPENDITURES</b>	-	<b>\$490,394</b>	<b>\$747,885</b>	<b>\$706,135</b>	<b>(5.58%)</b>
<b>OPERATING TRANSFERS OUT</b>					
15-02 - TRANSFER TO/IT	-	-	9,125	-	(100.00%)
<b>TOTAL OPERATING TRANSFERS OUT</b>	-	-	<b>\$9,125</b>	-	<b>(100.00%)</b>
<b>FUND BALANCE ALLOCATION</b>					
11-04 - RESTRICTED	-	-	-	5,687	(0.00%)
<b>TOTAL FUND BALANCE ALLOCATION</b>	-	-	-	<b>\$5,687</b>	<b>(0.00%)</b>
<b>TOTAL FUND</b>	-	<b>\$1,258,003</b>	<b>\$1,670,092</b>	<b>\$1,818,754</b>	<b>8.90%</b>



**CITY OF TITUSVILLE  
FY2022 ADOPTED BUDGET**

**EXPENDITURE BY TYPE  
1909 BUILDING PERMITS**

**BUILDING INSPECTIONS**

	ACTUAL FY2019	ACTUAL FY2020	REVISED BUDGET FY2021	ADOPTED BUDGET FY2022	% CHANGE FY2021 TO FY2022
<b>PERSONNEL SERVICES</b>					
12-01 - PERSONNEL SERVICES	-	478,410	609,960	687,692	12.74%
13-01 - TEMP SALARIES/WAGES	-	-	-	30,000	(0.00%)
14-00 - OVERTIME	-	8,424	-	2,000	(0.00%)
15-00 - SPECIAL PAY	-	27,922	25,541	78,601	207.74%
21-01 - FICA TAXES	-	40,103	51,310	58,653	14.31%
22-00 - RETIREMENT CONTRIBUTIONS	-	88,403	74,812	71,600	(4.29%)
23-01 - GROUP HEALTH INSURANCE	-	110,142	109,485	129,834	18.59%
24-01 - WORKERS COMPENSATION	-	5,328	8,346	9,181	10.00%
28-01 - OTHER EMPLOYEE BENEFITS	-	8,877	2,631	4,091	55.49%
<b>TOTAL PERSONNEL SERVICES</b>	<b>-</b>	<b>\$767,609</b>	<b>\$882,085</b>	<b>\$1,071,652</b>	<b>21.49%</b>
<b>OPERATING EXPENDITURES</b>					
31-01 - PROFESSIONAL SERVICES	-	103,086	169,358	61,800	(63.51%)
40-01 - TRAVEL & PER DIEM	-	38,236	95,695	120,895	26.33%
41-01 - COMMUNICATIONS SERVICES	-	888	480	720	50.00%
42-01 - FREIGHT & POSTAGE SERVICE	-	-	200	200	(0.00%)
49-80 - OTHER CHGS/BANK CHARGES	-	-	24,000	24,000	(0.00%)
51-01 - OFFICE SUPPLIES	-	30	1,000	1,000	(0.00%)
52-01 - OPERATING SUPPLIES	-	3,187	10,150	10,500	3.45%
54-01 - BOOKS/PUBS/SUBS/MEMS	-	3,075	5,000	5,000	(0.00%)
55-01 - TRAINING	-	889	6,500	6,500	(0.00%)
<b>TOTAL OPERATING EXPENDITURES</b>	<b>-</b>	<b>\$149,391</b>	<b>\$312,383</b>	<b>\$230,615</b>	<b>(26.18%)</b>
<b>TOTAL 1909 BUILDING PERMITS</b>	<b>-</b>	<b>\$917,000</b>	<b>\$1,194,468</b>	<b>\$1,302,267</b>	<b>9.02%</b>



**CITY OF TITUSVILLE  
FY2022 ADOPTED BUDGET**

**EXPENDITURE SUMMARY BY TYPE  
5555 NON-DEPARTMENTAL**

**BUILDING INSPECTIONS**

	ACTUAL FY2019	ACTUAL FY2020	REVISED BUDGET FY2021	ADOPTED BUDGET FY2022	% CHANGE FY2021 TO FY2022
<b>PERSONNEL SERVICES</b>					
23-01 - GROUP HEALTH INSURANCE	-	-	7,245	10,453	44.28%
28-01 - OTHER EMPLOYEE BENEFITS	-	-	23,752	24,827	4.53%
<b>TOTAL PERSONNEL SERVICES</b>	<b>-</b>	<b>-</b>	<b>\$30,997</b>	<b>\$35,280</b>	<b>13.82%</b>
<b>OPERATING EXPENDITURES</b>					
45-01 - INSURANCE	-	-	31,806	31,762	(0.14%)
49-01 - OTHER CHARGES/GENERAL FUND	-	239,264	303,228	334,505	10.31%
49-02 - OTHER CHGS/MIS CHARGES	-	103,519	100,468	109,253	8.74%
99-99 - OTHER USES	-	(1,780)	-	-	(0.00%)
<b>TOTAL OPERATING EXPENDITURES</b>	<b>-</b>	<b>\$341,003</b>	<b>\$435,502</b>	<b>\$475,520</b>	<b>9.19%</b>
<b>OPERATING TRANSFERS OUT</b>					
15-02 - TRANSFER TO/IT	-	-	9,125	-	(100.00%)
<b>TOTAL OPERATING TRANSFERS OUT</b>	<b>-</b>	<b>-</b>	<b>\$9,125</b>	<b>-</b>	<b>(100.00%)</b>
<b>FUND BALANCE ALLOCATION</b>					
11-04 - RESTRICTED	-	-	-	5,687	(0.00%)
<b>TOTAL FUND BALANCE ALLOCATION</b>	<b>-</b>	<b>-</b>	<b>-</b>	<b>\$5,687</b>	<b>(0.00%)</b>
<b>TOTAL 5555 NON-DEPARTMENTAL</b>	<b>-</b>	<b>\$341,003</b>	<b>\$475,624</b>	<b>\$516,487</b>	<b>8.59%</b>



This page has been intentionally left blank.



This page has been intentionally left blank.



**CITY OF TITUSVILLE  
FY2022 ADOPTED BUDGET**

**REVENUE SUMMARY BY SOURCE**

**CAPITAL IMPROVEMENT BOND**

	ACTUAL FY2019	ACTUAL FY2020	REVISED BUDGET FY2021	ADOPTED BUDGET FY2022	% CHANGE FY2021 TO FY2022
<b>INTERGOVERNMENTAL</b>					
345.90-01 - Economic Development-NBEDZ	727,865	733,649	729,741	730,548	0.11%
<b>TOTAL INTERGOVERNMENTAL</b>	<b>\$727,865</b>	<b>\$733,649</b>	<b>\$729,741</b>	<b>\$730,548</b>	<b>0.11%</b>
<b>PRIOR YEAR APPROPRIATIONS</b>					
389.11-04 - RESTRICTED	-	-	5	-	(100.00%)
<b>TOTAL PRIOR YEAR APPROPRIATIONS</b>	<b>-</b>	<b>-</b>	<b>\$5</b>	<b>-</b>	<b>(100.00%)</b>
<b>TOTAL FUND</b>	<b>\$727,865</b>	<b>\$733,649</b>	<b>\$729,746</b>	<b>\$730,548</b>	<b>0.11%</b>



**CITY OF TITUSVILLE  
FY2022 ADOPTED BUDGET**

**EXPENDITURE SUMMARY BY TYPE**

**CAPITAL IMPROVEMENT BOND**

	ACTUAL FY2019	ACTUAL FY2020	REVISED BUDGET FY2021	ADOPTED BUDGET FY2022	% CHANGE FY2021 TO FY2022
<b>OPERATING EXPENDITURES</b>					
99-99 - OTHER USES	(5)	-	-	-	(0.00%)
<b>TOTAL OPERATING EXPENDITURES</b>	<b>\$(5)</b>	<b>-</b>	<b>-</b>	<b>-</b>	<b>(0.00%)</b>
<b>DEBT SERVICE</b>					
71-40 - PRINCIPAL	590,000	605,000	615,000	630,000	2.44%
72-01 - INTEREST/BONDS	142,272	128,649	114,741	100,548	(12.37%)
<b>TOTAL DEBT SERVICE</b>	<b>\$732,272</b>	<b>\$733,649</b>	<b>\$729,741</b>	<b>\$730,548</b>	<b>0.11%</b>
<b>FUND BALANCE ALLOCATION</b>					
11-04 - RESTRICTED	-	-	5	-	(100.00%)
<b>TOTAL FUND BALANCE ALLOCATION</b>	<b>-</b>	<b>-</b>	<b>\$5</b>	<b>-</b>	<b>(100.00%)</b>
<b>TOTAL FUND</b>	<b>\$732,267</b>	<b>\$733,649</b>	<b>\$729,746</b>	<b>\$730,548</b>	<b>0.11%</b>



**CITY OF TITUSVILLE  
FY2022 ADOPTED BUDGET**

**REVENUE SUMMARY BY SOURCE**

**G.O. BONDS**

	ACTUAL FY2019	ACTUAL FY2020	REVISED BUDGET FY2021	ADOPTED BUDGET FY2022	% CHANGE FY2021 TO FY2022
<b>PROPERTY TAX</b>					
311.15-50 - AD VALOREM/RIVER DEBT	675,113	794,196	678,927	683,557	0.68%
<b>TOTAL PROPERTY TAX</b>	<b>\$675,113</b>	<b>\$794,196</b>	<b>\$678,927</b>	<b>\$683,557</b>	<b>0.68%</b>
<b>INVESTMENT EARNINGS</b>					
361.15-10 - CUSTODIAL INTEREST	10,686	5,785	-	-	(0.00%)
361.30-00 - NET INC/DEC MKT VALUE	5,139	1,982	-	-	(0.00%)
<b>TOTAL INVESTMENT EARNINGS</b>	<b>\$15,825</b>	<b>\$7,767</b>	<b>-</b>	<b>-</b>	<b>(0.00%)</b>
<b>PRIOR YEAR APPROPRIATIONS</b>					
389.11-04 - RESTRICTED	-	-	274,570	274,656	0.03%
<b>TOTAL PRIOR YEAR APPROPRIATIONS</b>	<b>-</b>	<b>-</b>	<b>\$274,570</b>	<b>\$274,656</b>	<b>0.03%</b>
<b>TOTAL FUND</b>	<b>\$690,938</b>	<b>\$801,963</b>	<b>\$953,497</b>	<b>\$958,213</b>	<b>0.49%</b>





**CITY OF TITUSVILLE  
FY2022 ADOPTED BUDGET**

**EXPENDITURE SUMMARY BY TYPE**

**G.O. BONDS**

	ACTUAL FY2019	ACTUAL FY2020	REVISED BUDGET FY2021	ADOPTED BUDGET FY2022	% CHANGE FY2021 TO FY2022
<b>OPERATING EXPENDITURES</b>					
99-99 - OTHER USES	-	(464)	-	-	(0.00%)
<b>TOTAL OPERATING EXPENDITURES</b>	<b>-</b>	<b>\$(464)</b>	<b>-</b>	<b>-</b>	<b>(0.00%)</b>
<b>DEBT SERVICE</b>					
71-01 - PRINCIPAL/SERIES BONDS	600,000	613,000	620,000	636,000	2.58%
72-01 - INTEREST/BONDS	80,917	69,997	58,841	47,557	(19.18%)
<b>TOTAL DEBT SERVICE</b>	<b>\$680,917</b>	<b>\$682,997</b>	<b>\$678,841</b>	<b>\$683,557</b>	<b>0.69%</b>
<b>FUND BALANCE ALLOCATION</b>					
11-04 - RESTRICTED	-	-	274,656	274,656	(0.00%)
<b>TOTAL FUND BALANCE ALLOCATION</b>	<b>-</b>	<b>-</b>	<b>\$274,656</b>	<b>\$274,656</b>	<b>(0.00%)</b>
<b>TOTAL FUND</b>	<b>\$680,917</b>	<b>\$682,533</b>	<b>\$953,497</b>	<b>\$958,213</b>	<b>0.49%</b>



**CITY OF TITUSVILLE  
FY2022 ADOPTED BUDGET**

**REVENUE SUMMARY BY SOURCE**

**CRA - PIRN SERIES 2009**

	ACTUAL FY2019	ACTUAL FY2020	REVISED BUDGET FY2021	ADOPTED BUDGET FY2022	% CHANGE FY2021 TO FY2022
<b>PRIOR YEAR APPROPRIATIONS</b>					
389.11-04 - RESTRICTED	-	-	2,710	2,710	(0.00%)
<b>TOTAL PRIOR YEAR APPROPRIATIONS</b>	<b>-</b>	<b>-</b>	<b>\$2,710</b>	<b>\$2,710</b>	<b>(0.00%)</b>
<b>INTERFUND TRANSFERS IN</b>					
381.11-04 - TRANSFER FROM/CRA	123,165	119,812	122,326	118,705	(2.96%)
<b>TOTAL INTERFUND TRANSFERS IN</b>	<b>\$123,165</b>	<b>\$119,812</b>	<b>\$122,326</b>	<b>\$118,705</b>	<b>(2.96%)</b>
<b>TOTAL FUND</b>	<b>\$123,165</b>	<b>\$119,812</b>	<b>\$125,036</b>	<b>\$121,415</b>	<b>(2.90%)</b>



**CITY OF TITUSVILLE  
FY2022 ADOPTED BUDGET**

**EXPENDITURE SUMMARY BY TYPE**

**CRA - PIRN SERIES 2009**

	ACTUAL FY2019	ACTUAL FY2020	REVISED BUDGET FY2021	ADOPTED BUDGET FY2022	% CHANGE FY2021 TO FY2022
<b>OPERATING EXPENDITURES</b>					
99-99 - OTHER USES	(3)	(28)	-	-	(0.00%)
<b>TOTAL OPERATING EXPENDITURES</b>	<b>\$(3)</b>	<b>\$(28)</b>	<b>-</b>	<b>-</b>	<b>(0.00%)</b>
<b>DEBT SERVICE</b>					
71-50 - PRINCIPAL	75,000	75,000	81,000	81,000	(0.00%)
72-50 - INTEREST	48,164	44,812	41,326	37,705	(8.76%)
<b>TOTAL DEBT SERVICE</b>	<b>\$123,164</b>	<b>\$119,812</b>	<b>\$122,326</b>	<b>\$118,705</b>	<b>(2.96%)</b>
<b>FUND BALANCE ALLOCATION</b>					
11-04 - RESTRICTED	-	-	2,710	2,710	(0.00%)
<b>TOTAL FUND BALANCE ALLOCATION</b>	<b>-</b>	<b>-</b>	<b>\$2,710</b>	<b>\$2,710</b>	<b>(0.00%)</b>
<b>TOTAL FUND</b>	<b>\$123,161</b>	<b>\$119,784</b>	<b>\$125,036</b>	<b>\$121,415</b>	<b>(2.90%)</b>



This page has been intentionally left blank.



This page has been intentionally left blank.



**CITY OF TITUSVILLE  
FY2022 ADOPTED BUDGET**

**REVENUE SUMMARY BY SOURCE**

**GENERAL CONSTRUCTION**

	ACTUAL FY2019	ACTUAL FY2020	REVISED BUDGET FY2021	ADOPTED BUDGET FY2022	% CHANGE FY2021 TO FY2022
<b>PRIOR YEAR APPROPRIATIONS</b>					
389.11-02 - ASSIGNED	-	-	295,468	-	(100.00%)
<b>TOTAL PRIOR YEAR APPROPRIATIONS</b>	<b>-</b>	<b>-</b>	<b>\$295,468</b>	<b>-</b>	<b>(100.00%)</b>
<b>MISCELLANEOUS</b>					
369.90-00 - MISCELLANEOUS REVENUE	-	8,012	-	-	(0.00%)
<b>TOTAL MISCELLANEOUS</b>	<b>-</b>	<b>\$8,012</b>	<b>-</b>	<b>-</b>	<b>(0.00%)</b>
<b>INTERFUND TRANSFERS IN</b>					
381.10-01 - TRANSFER FROM GEN FUND	257,678	21,000	301,514	-	(100.00%)
381.11-11 - TRANSFER FROM IMPCT FEE	-	-	120,624	-	(100.00%)
381.14-01 - TRANSFER FROM WTR & SEW	-	-	11,389	-	(100.00%)
381.15-02 - TRANSFER FROM IT	-	-	9,507	-	(100.00%)
<b>TOTAL INTERFUND TRANSFERS IN</b>	<b>\$257,678</b>	<b>\$21,000</b>	<b>\$443,034</b>	<b>-</b>	<b>(100.00%)</b>
<b>TOTAL FUND</b>	<b>\$257,678</b>	<b>\$29,012</b>	<b>\$738,502</b>	<b>-</b>	<b>(100.00%)</b>



**CITY OF TITUSVILLE  
FY2022 ADOPTED BUDGET**

**EXPENDITURE SUMMARY BY TYPE**

**GENERAL CONSTRUCTION**

	<b>ACTUAL FY2019</b>	<b>ACTUAL FY2020</b>	<b>REVISED BUDGET FY2021</b>	<b>ADOPTED BUDGET FY2022</b>	<b>% CHANGE FY2021 TO FY2022</b>
<b>OPERATING EXPENDITURES</b>					
99-99 - OTHER USES	(946)	(945)	-	-	(0.00%)
<b>TOTAL OPERATING EXPENDITURES</b>	<b><u>\$ (946)</u></b>	<b><u>\$ (945)</u></b>	<b><u>-</u></b>	<b><u>-</u></b>	<b><u>(0.00%)</u></b>
<b>CAPITAL</b>					
65-00 - CONSTRUCTION IN PROGRESS	173,992	384,150	729,546	-	(100.00%)
<b>TOTAL CAPITAL</b>	<b><u>\$173,992</u></b>	<b><u>\$384,150</u></b>	<b><u>\$729,546</u></b>	<b><u>-</u></b>	<b><u>(100.00%)</u></b>
<b>OPERATING TRANSFERS OUT</b>					
10-01 - TRANSFER TO/GENERAL FUND	15,080	121,109	-	-	(0.00%)
<b>TOTAL OPERATING TRANSFERS OUT</b>	<b><u>\$15,080</u></b>	<b><u>\$121,109</u></b>	<b><u>-</u></b>	<b><u>-</u></b>	<b><u>(0.00%)</u></b>
<b>FUND BALANCE ALLOCATION</b>					
11-02 - ASSIGNED	-	-	8,956	-	(100.00%)
<b>TOTAL FUND BALANCE ALLOCATION</b>	<b><u>-</u></b>	<b><u>-</u></b>	<b><u>\$8,956</u></b>	<b><u>-</u></b>	<b><u>(100.00%)</u></b>
<b>TOTAL FUND</b>	<b><u>\$188,126</u></b>	<b><u>\$504,314</u></b>	<b><u>\$738,502</u></b>	<b><u>-</u></b>	<b><u>(100.00%)</u></b>



**CITY OF TITUSVILLE, FLORIDA  
FIVE-YEAR CAPITAL IMPROVEMENT PLAN  
GENERAL CONSTRUCTION FUND  
NEW PROJECT REVENUE SOURCES ONLY**

<b>SOURCES</b>								
<b>Accounting String</b>	<b>Project Number</b>	<b>Revenue Name</b>	<b>New Project Allocations FY 2022</b>	<b>FY 2023</b>	<b>FY 2024</b>	<b>FY 2025</b>	<b>FY 2026</b>	<b>Totals</b>
	All Projects	Unfunded	\$ 2,991,000	\$ 9,931,000	\$ 54,010,927	\$ 346,405	\$ 353,987	\$ 67,633,319
		<b>TOTAL SOURCES</b>	<b>\$ 2,991,000</b>	<b>\$ 9,931,000</b>	<b>\$ 54,010,927</b>	<b>\$ 346,405</b>	<b>\$ 353,987</b>	<b>\$ 67,633,319</b>
<b>USES</b>								
<b>Accounting String</b>	<b>Project Number</b>	<b>Project Name</b>	<b>New Project Allocations FY 2022</b>	<b>FY 2023</b>	<b>FY 2024</b>	<b>FY 2025</b>	<b>FY 2026</b>	<b>Totals</b>
301-5555-565.65-00	GC1504	Public Works Complex	\$ 300,000	\$ 6,156,000	\$ -	\$ -	\$ -	\$ 6,456,000
301-5555-565.65-00	GC1705	Roof Improvements	\$ 50,000	\$ 50,000	\$ 50,000	\$ 50,000	\$ 50,000	\$ 250,000
301-5555-565.65-00	GC22XX	Flooring Improvements	\$ 110,000	\$ 55,000	\$ 55,000	\$ 55,000	\$ 55,000	\$ 330,000
301-5555-565.65-00	GC22XX	Pritchard House Improvements	\$ 25,000	\$ 285,000	\$ -	\$ -	\$ -	\$ 310,000
301-5555-565.65-00	GC22XX	Government Center	\$ 883,000	\$ 2,781,000	\$ 47,563,000	\$ -	\$ -	\$ 51,227,000
301-5555-565.65-00	GC22XX	Downtown Parking Garage	\$ 245,000	\$ 490,000	\$ 6,109,000	\$ -	\$ -	\$ 6,844,000
301-5555-565.65-00	GC22XX	Parking Lot Improvement Program	\$ 110,000	\$ 114,000	\$ 118,000	\$ 122,000	\$ 126,000	\$ 590,000
301-5555-565.65-00	GC22XX	Fleet Fuel Tank Replacement	\$ 368,000	\$ -	\$ -	\$ -	\$ -	\$ 368,000
301-5555-565.65-00	GC22XX	Fire Station 12 Renovation	\$ 200,000	\$ -	\$ -	\$ -	\$ -	\$ 200,000
301-5555-565.65-00	GC22XX	Fire Tower Expansion	\$ 700,000	\$ -	\$ -	\$ -	\$ -	\$ 700,000
301-5555-565.65-00	GC22XX	Fire Station Renovations	\$ -	\$ -	\$ 115,927	\$ 119,405	\$ 122,987	\$ 358,319
		<b>TOTAL USES</b>	<b>\$ 2,991,000</b>	<b>\$ 9,931,000</b>	<b>\$ 54,010,927</b>	<b>\$ 346,405</b>	<b>\$ 353,987</b>	<b>\$ 67,633,319</b>





This page has been intentionally left blank.



**CITY OF TITUSVILLE  
FY2022 ADOPTED BUDGET**

**REVENUE SUMMARY BY SOURCE**

**ROADS AND STREETS**

	ACTUAL FY2019	ACTUAL FY2020	REVISED BUDGET FY2021	ADOPTED BUDGET FY2022	% CHANGE FY2021 TO FY2022
<b>INTERGOVERNMENTAL</b>					
331.50-00 - FEDERAL GRANT/ECON ENV	1,180,410	-	-	-	(0.00%)
<b>TOTAL INTERGOVERNMENTAL</b>	<b>\$1,180,410</b>	<b>-</b>	<b>-</b>	<b>-</b>	<b>(0.00%)</b>
<b>PRIOR YEAR APPROPRIATIONS</b>					
389.11-02 - ASSIGNED	-	-	1,187,823	-	(100.00%)
<b>TOTAL PRIOR YEAR APPROPRIATIONS</b>	<b>-</b>	<b>-</b>	<b>\$1,187,823</b>	<b>-</b>	<b>(100.00%)</b>
<b>MISCELLANEOUS</b>					
363.24-02 - BREVARD COUNTY IMPACT FEE	-	-	1,272,803	-	(100.00%)
366.10-10 - PRIVATE SOURCES	18,492	-	-	-	(0.00%)
369.90-00 - MISCELLANEOUS REVENUE	-	1,221	-	-	(0.00%)
<b>TOTAL MISCELLANEOUS</b>	<b>\$18,492</b>	<b>\$1,221</b>	<b>\$1,272,803</b>	<b>-</b>	<b>(100.00%)</b>
<b>INTERFUND TRANSFERS IN</b>					
381.10-01 - TRANSFER FROM GEN FUND	1,362,371	710,466	1,312,298	1,310,525	(0.14%)
381.11-11 - TRANSFER FROM IMPCT FEE	-	303,000	591,929	-	(100.00%)
381.14-01 - TRANSFER FROM WTR & SEW	-	-	13,704	-	(100.00%)
<b>TOTAL INTERFUND TRANSFERS IN</b>	<b>\$1,362,371</b>	<b>\$1,013,466</b>	<b>\$1,917,931</b>	<b>\$1,310,525</b>	<b>(31.67%)</b>
<b>TOTAL FUND</b>	<b>\$2,561,273</b>	<b>\$1,014,687</b>	<b>\$4,378,557</b>	<b>\$1,310,525</b>	<b>(70.07%)</b>



**CITY OF TITUSVILLE  
FY2022 ADOPTED BUDGET**

**EXPENDITURE SUMMARY BY TYPE**

**ROADS AND STREETS**

	ACTUAL FY2019	ACTUAL FY2020	REVISED BUDGET FY2021	ADOPTED BUDGET FY2022	% CHANGE FY2021 TO FY2022
<b>OPERATING EXPENDITURES</b>					
99-99 - OTHER USES	-	(202)	-	-	(0.00%)
<b>TOTAL OPERATING EXPENDITURES</b>	<b>-</b>	<b>\$(202)</b>	<b>-</b>	<b>-</b>	<b>(0.00%)</b>
<b>CAPITAL</b>					
63-10 - IMPROVEMENTS TO BUILDINGS	2,400,489	721,449	3,514,010	1,310,525	(62.71%)
<b>TOTAL CAPITAL</b>	<b>\$2,400,489</b>	<b>\$721,449</b>	<b>\$3,514,010</b>	<b>\$1,310,525</b>	<b>(62.71%)</b>
<b>OPERATING TRANSFERS OUT</b>					
10-01 - TRANSFER TO/GENERAL FUND	173	166,657	-	-	(0.00%)
11-11 - TRANSFER TO/IMPACT FEES	134,750	179,665	858,797	-	(100.00%)
<b>TOTAL OPERATING TRANSFERS OUT</b>	<b>\$134,923</b>	<b>\$346,322</b>	<b>\$858,797</b>	<b>-</b>	<b>(100.00%)</b>
<b>FUND BALANCE ALLOCATION</b>					
11-02 - ASSIGNED	-	-	5,750	-	(100.00%)
<b>TOTAL FUND BALANCE ALLOCATION</b>	<b>-</b>	<b>-</b>	<b>\$5,750</b>	<b>-</b>	<b>(100.00%)</b>
<b>TOTAL FUND</b>	<b>\$2,535,412</b>	<b>\$1,067,569</b>	<b>\$4,378,557</b>	<b>\$1,310,525</b>	<b>(70.07%)</b>



**CITY OF TITUSVILLE, FLORIDA  
FIVE-YEAR CAPITAL IMPROVEMENT PLAN  
ROADS AND STREETS CONSTRUCTION FUND  
NEW PROJECT REVENUE SOURCES ONLY**

<b>SOURCES</b>								
<b>Accounting String</b>	<b>Project Number</b>	<b>Revenue Name</b>	<b>New Project Allocations FY 2022</b>	<b>FY 2023</b>	<b>FY 2024</b>	<b>FY 2025</b>	<b>FY 2026</b>	<b>Totals</b>
303-0000-381.10-01	RS2201	Transfer From General Fund	\$ 887,000	\$ 1,069,000	\$ 1,102,000	\$ 1,136,000	\$ 1,171,000	\$ 5,365,000
303-0000-381.10-01	RS2202	Transfer From Landscape Trust	\$ 423,525	\$ 900,709	\$ -	\$ -	\$ -	\$ 1,324,234
	All Other Projects	Unfunded	\$ 3,305,000	\$ 1,619,000	\$ 4,801,000	\$ 606,000	\$ 246,000	\$ 10,577,000
		<b>TOTAL SOURCES</b>	<b>\$ 4,615,525</b>	<b>\$ 3,588,709</b>	<b>\$ 5,903,000</b>	<b>\$ 1,742,000</b>	<b>\$ 1,417,000</b>	<b>\$ 17,266,234</b>
<b>USES</b>								
<b>Accounting String</b>	<b>Project Number</b>	<b>Project Name</b>	<b>New Project Allocations FY 2022</b>	<b>FY 2023</b>	<b>FY 2024</b>	<b>FY 2025</b>	<b>FY 2026</b>	<b>Totals</b>
303-5555-563.63-10	RS2201	Road Resurfacing (*6.8 mi.)	\$ 887,000	\$ 1,069,000	\$ 1,102,000	\$ 1,136,000	\$ 1,171,000	\$ 5,365,000
303-5555-563.63-10	RS2202	Gateway Landscape Improvements	\$ 423,525	\$ 900,709	\$ -	\$ -	\$ -	\$ 1,324,234
303-5555-563.63-10	RS22XX	Sidewalking Repair	\$ 100,000	\$ 103,000	\$ 107,000	\$ 110,000	\$ 113,000	\$ 533,000
303-5555-563.63-10	RS22XX	Sidewalk Infill (Local Streets)	\$ 100,000	\$ 103,000	\$ 107,000	\$ 110,000	\$ 113,000	\$ 533,000
303-5555-563.63-10	RS22XX	Whiteway Lighting Imp (US#1)	\$ 2,506,000	\$ 258,000	\$ 258,000	\$ -	\$ -	\$ 3,022,000
303-5555-563.63-10	RS22XX	Marina Park Trail Connection	\$ 31,000	\$ 63,000	\$ 312,000	\$ -	\$ -	\$ 406,000
303-5555-563.63-10	RS22XX	Barna Avenue Trail	\$ 109,000	\$ 220,000	\$ 1,097,000	\$ -	\$ -	\$ 1,426,000
303-5555-563.63-10	RS22XX	Intersection Improvements	\$ 16,000	\$ 17,000	\$ 18,000	\$ 19,000	\$ 20,000	\$ 90,000
303-5555-563.63-10	RS22XX	Bike Lane Improvements	\$ 196,000	\$ 395,000	\$ 1,972,000	\$ -	\$ -	\$ 2,563,000
303-5555-563.63-10	RS22XX	Enchanted Forest Trail Connection	\$ 57,000	\$ 115,000	\$ 574,000	\$ -	\$ -	\$ 746,000
303-5555-563.63-10	RS22XX	Road Reconstruction	\$ 190,000	\$ -	\$ -	\$ -	\$ -	\$ 190,000
303-5555-563.63-10	RS22XX	Traffic Signal Improvements	\$ -	\$ 345,000	\$ 356,000	\$ 367,000	\$ -	\$ 1,068,000
		<b>TOTAL USES</b>	<b>\$ 4,615,525</b>	<b>\$ 3,588,709</b>	<b>\$ 5,903,000</b>	<b>\$ 1,742,000</b>	<b>\$ 1,417,000</b>	<b>\$ 17,266,234</b>

\*6.8 Miles of Road Resurfacing (5.8 Miles Funded Through General Fund and 1 Mile Funded Through CRA).



This page has been intentionally left blank.



**CITY OF TITUSVILLE  
FY2022 ADOPTED BUDGET**

**REVENUE SUMMARY BY SOURCE**

**CRA CAPITAL PROJECTS**

	ACTUAL FY2019	ACTUAL FY2020	REVISED BUDGET FY2021	ADOPTED BUDGET FY2022	% CHANGE FY2021 TO FY2022
<b>INVESTMENT EARNINGS</b>					
361.15-10 - CUSTODIAL INTEREST	6,957	23,809	-	-	(0.00%)
<b>TOTAL INVESTMENT EARNINGS</b>	<b>\$6,957</b>	<b>\$23,809</b>	<b>-</b>	<b>-</b>	<b>(0.00%)</b>
<b>MISCELLANEOUS</b>					
369.90-00 - MISCELLANEOUS REVENUE	-	6,081	-	-	(0.00%)
<b>TOTAL MISCELLANEOUS</b>	<b>-</b>	<b>\$6,081</b>	<b>-</b>	<b>-</b>	<b>(0.00%)</b>
<b>INTERFUND TRANSFERS IN</b>					
381.11-04 - TRANSFER FROM/CRA	528,900	583,160	-	-	(0.00%)
<b>TOTAL INTERFUND TRANSFERS IN</b>	<b>\$528,900</b>	<b>\$583,160</b>	<b>-</b>	<b>-</b>	<b>(0.00%)</b>
<b>TOTAL FUND</b>	<b>\$535,857</b>	<b>\$613,050</b>	<b>-</b>	<b>-</b>	<b>(0.00%)</b>



**CITY OF TITUSVILLE  
FY2022 ADOPTED BUDGET**

**EXPENDITURE SUMMARY BY TYPE**

**CRA CAPITAL PROJECTS**

	ACTUAL FY2019	ACTUAL FY2020	REVISED BUDGET FY2021	ADOPTED BUDGET FY2022	% CHANGE FY2021 TO FY2022
<b>CAPITAL</b>					
65-00 - CONSTRUCTION IN PROGRESS	356,817	105,038	-	-	(0.00%)
<b>TOTAL CAPITAL</b>	<b>\$356,817</b>	<b>\$105,038</b>	<b>-</b>	<b>-</b>	<b>(0.00%)</b>
<b>OPERATING TRANSFERS OUT</b>					
11-24 - TRANSFER TO/CRA	-	945,542	-	-	(0.00%)
<b>TOTAL OPERATING TRANSFERS OUT</b>	<b>-</b>	<b>\$945,542</b>	<b>-</b>	<b>-</b>	<b>(0.00%)</b>
<b>TOTAL FUND</b>	<b>\$356,817</b>	<b>\$1,050,580</b>	<b>-</b>	<b>-</b>	<b>(0.00%)</b>



**CITY OF TITUSVILLE  
FY2022 ADOPTED BUDGET**

**REVENUE SUMMARY BY SOURCE**

**WS CONSTRUCTION**

	ACTUAL FY2019	ACTUAL FY2020	REVISED BUDGET FY2021	ADOPTED BUDGET FY2022	% CHANGE FY2021 TO FY2022
<b>INTERGOVERNMENTAL</b>					
334.50-10 - STATE GRANT/ECON ENV	1,060,500	(13,913)	-	-	(0.00%)
337.52-00 - OSPREY/NUTRIENT/REMOVAL	351,186	346,579	-	-	(0.00%)
<b>TOTAL INTERGOVERNMENTAL</b>	<b>\$1,411,686</b>	<b>\$332,666</b>	<b>-</b>	<b>-</b>	<b>(0.00%)</b>
<b>INVESTMENT EARNINGS</b>					
361.15-10 - CUSTODIAL INTEREST	456,797	665,358	-	-	(0.00%)
<b>TOTAL INVESTMENT EARNINGS</b>	<b>\$456,797</b>	<b>\$665,358</b>	<b>-</b>	<b>-</b>	<b>(0.00%)</b>
<b>MISCELLANEOUS</b>					
369.90-00 - MISCELLANEOUS REVENUE	-	109,314	-	-	(0.00%)
<b>TOTAL MISCELLANEOUS</b>	<b>-</b>	<b>\$109,314</b>	<b>-</b>	<b>-</b>	<b>(0.00%)</b>
<b>INTERFUND TRANSFERS IN</b>					
381.14-01 - TRANSFER FROM WTR & SEW	189,228	6,834,726	-	-	(0.00%)
<b>TOTAL INTERFUND TRANSFERS IN</b>	<b>\$189,228</b>	<b>\$6,834,726</b>	<b>-</b>	<b>-</b>	<b>(0.00%)</b>
<b>TOTAL FUND</b>	<b>\$2,057,711</b>	<b>\$7,942,064</b>	<b>-</b>	<b>-</b>	<b>(0.00%)</b>





**CITY OF TITUSVILLE  
FY2022 ADOPTED BUDGET**

**EXPENDITURE SUMMARY BY TYPE**

**WS CONSTRUCTION**

	ACTUAL FY2019	ACTUAL FY2020	REVISED BUDGET FY2021	ADOPTED BUDGET FY2022	% CHANGE FY2021 TO FY2022
<b>PERSONNEL SERVICES</b>					
14-01 - TRANSFER TO/WATER-SEWER	6,303,545	32,546,317	-	-	(0.00%)
<b>TOTAL PERSONNEL SERVICES</b>	<b>\$6,303,545</b>	<b>\$32,546,317</b>	<b>-</b>	<b>-</b>	<b>(0.00%)</b>
<b>OPERATING EXPENDITURES</b>					
99-10 - OTHER USES	(731,571)	960,286	-	-	(0.00%)
99-99 - OTHER USES	(11,842)	-	-	-	(0.00%)
<b>TOTAL OPERATING EXPENDITURES</b>	<b>\$(743,413)</b>	<b>\$960,286</b>	<b>-</b>	<b>-</b>	<b>(0.00%)</b>
<b>CAPITAL</b>					
65-00 - CONSTRUCTION IN PROGRESS	4,556,899	3,531,028	-	-	(0.00%)
<b>TOTAL CAPITAL</b>	<b>\$4,556,899</b>	<b>\$3,531,028</b>	<b>-</b>	<b>-</b>	<b>(0.00%)</b>
<b>TOTAL FUND</b>	<b>\$10,117,031</b>	<b>\$37,037,631</b>	<b>-</b>	<b>-</b>	<b>(0.00%)</b>



**CITY OF TITUSVILLE  
FY2022 ADOPTED BUDGET**

**REVENUE SUMMARY BY SOURCE**

**STORMWATER CAPITAL**

	ACTUAL FY2019	ACTUAL FY2020	REVISED BUDGET FY2021	ADOPTED BUDGET FY2022	% CHANGE FY2021 TO FY2022
<b>INTERGOVERNMENTAL</b>					
337.30-01 - SJWMD GRANT	726,775	362,365	-	-	(0.00%)
<b>TOTAL INTERGOVERNMENTAL</b>	<b>\$726,775</b>	<b>\$362,365</b>	<b>-</b>	<b>-</b>	<b>(0.00%)</b>
<b>INVESTMENT EARNINGS</b>					
361.15-10 - CUSTODIAL INTEREST	10,203	51,308	-	-	(0.00%)
<b>TOTAL INVESTMENT EARNINGS</b>	<b>\$10,203</b>	<b>\$51,308</b>	<b>-</b>	<b>-</b>	<b>(0.00%)</b>
<b>MISCELLANEOUS</b>					
369.90-00 - MISCELLANEOUS REVENUE	-	2,767	-	-	(0.00%)
<b>TOTAL MISCELLANEOUS</b>	<b>-</b>	<b>\$2,767</b>	<b>-</b>	<b>-</b>	<b>(0.00%)</b>
<b>INTERFUND TRANSFERS IN</b>					
381.14-06 - TRANSFER FROM/STORMWATER	1,391,808	1,220,581	-	-	(0.00%)
<b>TOTAL INTERFUND TRANSFERS IN</b>	<b>\$1,391,808</b>	<b>\$1,220,581</b>	<b>-</b>	<b>-</b>	<b>(0.00%)</b>
<b>TOTAL FUND</b>	<b>\$2,128,786</b>	<b>\$1,637,021</b>	<b>-</b>	<b>-</b>	<b>(0.00%)</b>



**CITY OF TITUSVILLE  
FY2022 ADOPTED BUDGET**

**EXPENDITURE SUMMARY BY TYPE**

**STORMWATER CAPITAL**

	ACTUAL FY2019	ACTUAL FY2020	REVISED BUDGET FY2021	ADOPTED BUDGET FY2022	% CHANGE FY2021 TO FY2022
<b>OPERATING EXPENDITURES</b>					
99-10 - OTHER USES	78,025	432,837	-	-	(0.00%)
<b>TOTAL OPERATING EXPENDITURES</b>	<b>\$78,025</b>	<b>\$432,837</b>	<b>-</b>	<b>-</b>	<b>(0.00%)</b>
<b>CAPITAL</b>					
65-00 - CONSTRUCTION IN PROGRESS	1,727,682	1,429,806	-	-	(0.00%)
<b>TOTAL CAPITAL</b>	<b>\$1,727,682</b>	<b>\$1,429,806</b>	<b>-</b>	<b>-</b>	<b>(0.00%)</b>
<b>OPERATING TRANSFERS OUT</b>					
14-06 - TRANSFER TO/STORMWATER MGMT	66,051	941,535	-	-	(0.00%)
<b>TOTAL OPERATING TRANSFERS OUT</b>	<b>\$66,051</b>	<b>\$941,535</b>	<b>-</b>	<b>-</b>	<b>(0.00%)</b>
<b>TOTAL FUND</b>	<b>\$1,871,758</b>	<b>\$2,804,178</b>	<b>-</b>	<b>-</b>	<b>(0.00%)</b>



This page has been intentionally left blank.



**CITY OF TITUSVILLE  
FY2022 ADOPTED BUDGET**

**REVENUE SUMMARY BY SOURCE**

**WATER AND SEWER SYSTEM**

	ACTUAL FY2019	ACTUAL FY2020	REVISED BUDGET FY2021	ADOPTED BUDGET FY2022	% CHANGE FY2021 TO FY2022
<b>INTERGOVERNMENTAL</b>					
331.50-02 - FEDERAL GRANT/FEMA-IRMA	174,205	(34,364)	-	-	(0.00%)
331.50-07 - FEDERAL GRANT/CARES REIMBUR	-	19,629	-	-	(0.00%)
331.50-11 - FEDERAL GRANT/ARPA	-	-	1,500,000	-	(100.00%)
334.31-03 - STATE GRANT/DRINK WTR	459,495	20,496	5,725,009	3,891,400	(32.03%)
335.40-01 - TRANSPORT/MOTOR VEH TAX	1,495	8,179	6,500	5,300	(18.46%)
337.52-00 - OSPREY/NUTRIENT/REMOVAL	-	189,532	-	-	(0.00%)
337.53-10 - SOIRL 19-109	-	44,076	-	-	(0.00%)
<b>TOTAL INTERGOVERNMENTAL</b>	<b>\$635,195</b>	<b>\$247,548</b>	<b>\$7,231,509</b>	<b>\$3,896,700</b>	<b>(46.11%)</b>
<b>CHARGES FOR SERVICES</b>					
341.10-00 - RECORDING FEES	9,345	8,449	16,600	10,800	(34.94%)
341.90-03 - ENGINEERING FEES	16,064	18,617	20,200	17,200	(14.85%)
341.90-99 - CHARGES FOR SVCS - MISC	-	-	35,800	27,600	(22.91%)
343.30-00 - WATER UTILITY REVENUE	4,782,166	4,984,308	4,810,000	5,000,000	3.95%
343.30-10 - IRRIGATION WATER USAGE	385,649	416,416	393,000	397,000	1.02%
343.30-15 - IRRIGATION FIXED MNTHLY	96,872	99,739	98,000	104,000	6.12%
343.30-20 - REUSE STAND BY CHARGE	217,827	238,325	213,000	221,000	3.76%
343.30-23 - STANDBY-FIRE PROTECTION	21,650	24,285	22,200	24,285	9.39%
343.30-25 - WATER FIXED MONTHLY	3,550,920	3,613,293	3,622,000	3,813,000	5.27%
343.30-27 - CROSS CONNECT CONTROL	84,270	87,631	79,500	83,000	4.40%
343.30-30 - FIRE HYDRANT FEES	20,242	20,781	20,300	20,500	0.99%
343.30-34 - CUT ON/CUT OFF CHARGES	72,175	38,100	68,000	73,000	7.35%
343.30-35 - REUSE CONNECTION FEE	3,680	20,262	13,500	14,000	3.70%
343.30-50 - TAP ON FEE WATER	202,967	369,684	200,000	326,900	63.45%
343.30-52 - TAPON WATER FEE-OUTSIDE	2,000	1,000	1,000	1,000	(0.00%)
343.30-70 - TELEMETRY INSTALLATION	-	15,000	35,000	5,800	(83.43%)
343.50-00 - SEWER/WASTEWATER REV	8,643,647	9,055,412	8,662,000	9,095,000	5.00%
343.50-25 - SEWER FIXED MONTHLY	4,620,847	4,674,864	4,714,000	4,942,000	4.84%
343.50-50 - TAP ON FEE SEWER	235,700	389,000	235,700	321,400	36.36%
343.60-15 - TIFA WELLFIELD O&M	37,678	27,731	45,000	33,000	(26.67%)
343.70-01 - CONSERVATION MGMT FEES	49,179	48,824	46,600	48,800	4.72%
343.90-10 - WATER CONNECTION CHARGE	77,603	67,927	78,100	77,300	(1.02%)



**CITY OF TITUSVILLE  
FY2022 ADOPTED BUDGET**

**REVENUE SUMMARY BY SOURCE**

**WATER AND SEWER SYSTEM**

	ACTUAL FY2019	ACTUAL FY2020	REVISED BUDGET FY2021	ADOPTED BUDGET FY2022	% CHANGE FY2021 TO FY2022
343.90-16 - LABORATORY SERVICES	20,466	18,238	24,300	18,200	(25.10%)
343.90-20 - INDL PRETREATMENT	19,204	1,761	15,000	1,800	(88.00%)
343.90-90 - ANNEXATION FEE	-	75	5,400	-	(100.00%)
<b>TOTAL CHARGES FOR SERVICES</b>	<b>\$23,170,151</b>	<b>\$24,239,722</b>	<b>\$23,474,200</b>	<b>\$24,676,585</b>	<b>5.12%</b>
<b>INVESTMENT EARNINGS</b>					
361.10-70 - LIENS	31,059	23,477	39,700	23,500	(40.81%)
361.15-10 - CUSTODIAL INTEREST	39,957	291,004	-	-	(0.00%)
361.30-00 - NET INC/DEC MKT VALUE	867,218	327,666	-	-	(0.00%)
361.60-60 - T.I.F.A.	631,083	298,969	420,000	420,000	(0.00%)
<b>TOTAL INVESTMENT EARNINGS</b>	<b>\$1,569,317</b>	<b>\$941,116</b>	<b>\$459,700</b>	<b>\$443,500</b>	<b>(3.52%)</b>
<b>PRIOR YEAR APPROPRIATIONS</b>					
389.50-12 - UNRESERVED PROPRIETARY	-	-	28,400,523	713,187	(97.49%)
389.50-22 - RESERVED PROPRIETARY	-	-	522,033	254,231	(51.30%)
<b>TOTAL PRIOR YEAR APPROPRIATIONS</b>	<b>-</b>	<b>-</b>	<b>\$28,922,556</b>	<b>\$967,418</b>	<b>(96.66%)</b>
<b>MISCELLANEOUS</b>					
362.10-20 - ATP LEASES	31,282	31,436	27,200	-	(100.00%)
363.23-10 - WATER LINE EXTENSIONS	56,654	56,736	55,600	61,100	9.89%
364.10-00 - DISPOSITION FIXED ASSETS	5,252	6,438	11,700	11,200	(4.27%)
365.10-00 - SURPLUS MATERIALS/SCRAP	11,885	3,759	15,200	7,900	(48.03%)
369.40-00 - INSURANCE CLAIMS	34,080	488,864	-	-	(0.00%)
369.90-00 - MISCELLANEOUS REVENUE	14,234	19,244	35,200	16,300	(53.69%)
369.90-13 - SEPTIC TANK HAULING	42,679	39,177	39,400	45,000	14.21%
369.90-15 - LATE FEE AND PENALTIES	196,626	96,972	196,900	196,000	(0.46%)
385.20-01 - REFUNDING BONDS	-	15,965,000	-	-	(0.00%)
<b>TOTAL MISCELLANEOUS</b>	<b>\$392,692</b>	<b>\$16,707,626</b>	<b>\$381,200</b>	<b>\$337,500</b>	<b>(11.46%)</b>
<b>INTERFUND TRANSFERS IN</b>					
381.14-02 - TRANSFER FROM W&S CONSTR.	6,303,545	32,546,317	-	-	(0.00%)
381.15-02 - TRANSFER FROM IT	10,100	-	-	-	(0.00%)
<b>TOTAL INTERFUND TRANSFERS IN</b>	<b>\$6,313,645</b>	<b>\$32,546,317</b>	<b>-</b>	<b>-</b>	<b>(0.00%)</b>
<b>TOTAL FUND</b>	<b>\$32,081,000</b>	<b>\$74,682,329</b>	<b>\$60,469,165</b>	<b>\$30,321,703</b>	<b>(49.86%)</b>



**CITY OF TITUSVILLE  
FY2022 ADOPTED BUDGET**

**EXPENDITURE SUMMARY BY TYPE**

**WATER AND SEWER SYSTEM**

	<b>ACTUAL FY2019</b>	<b>ACTUAL FY2020</b>	<b>REVISED BUDGET FY2021</b>	<b>ADOPTED BUDGET FY2022</b>	<b>% CHANGE FY2021 TO FY2022</b>
<b>PERSONNEL SERVICES</b>					
12-01 - PERSONNEL SERVICES	3,892,220	3,957,806	4,617,075	5,201,480	12.66%
13-01 - TEMP SALARIES/WAGES	7,813	45,204	73,617	70,508	(4.22%)
14-00 - OVERTIME	207,744	202,781	186,077	209,319	12.49%
15-00 - SPECIAL PAY	37,628	33,480	59,601	80,401	34.90%
21-01 - FICA TAXES	351,546	343,423	355,809	400,485	12.56%
22-00 - RETIREMENT CONTRIBUTIONS	798,012	715,393	569,587	493,191	(13.41%)
23-01 - GROUP HEALTH INSURANCE	897,467	929,275	985,063	1,107,035	12.38%
24-01 - WORKERS COMPENSATION	126,366	127,215	139,004	152,904	10.00%
25-01 - UNEMPLOYMENT COMPENSATION	7,849	2,595	14,000	8,000	(42.86%)
28-01 - OTHER EMPLOYEE BENEFITS	396,206	375,824	342,971	367,176	7.06%
29-01 - OTHER PERSONNEL SVCS	(109,181)	(26,686)	4,559	3,682	(19.24%)
<b>TOTAL PERSONNEL SERVICES</b>	<b>\$6,613,670</b>	<b>\$6,706,310</b>	<b>\$7,347,363</b>	<b>\$8,094,181</b>	<b>10.16%</b>
<b>OPERATING EXPENDITURES</b>					
31-01 - PROFESSIONAL SERVICES	339,238	221,148	476,247	445,274	(6.50%)
34-01 - OTHER SERVICES	7,860	7,775	7,200	7,344	2.00%
40-01 - TRAVEL & PER DIEM	22,372	17,779	42,173	47,166	11.84%
41-01 - COMMUNICATIONS SERVICES	36,902	45,115	75,813	78,625	3.71%
42-01 - FREIGHT & POSTAGE SERVICE	2,365	2,962	7,745	7,867	1.58%
43-01 - UTILITY SERVICES	2,274,272	2,228,937	2,432,639	2,529,346	3.98%
44-01 - RENTALS & LEASES	27,667	25,776	82,504	37,330	(54.75%)
45-01 - INSURANCE	341,489	542,013	553,266	552,437	(0.15%)
46-01 - REPAIR & MAINT SERVICES	514,573	467,609	650,497	634,051	(2.53%)
47-01 - PRINTING & BINDING	1,636	2,754	4,115	4,187	1.75%
48-01 - PROMOTIONAL ACTIVITIES	184	293	1,300	1,306	0.46%
49-01 - OTHER CHARGES/GENERAL FUND	2,424,562	2,614,426	2,522,142	2,610,173	3.49%
49-02 - OTHER CHGS/MIS CHARGES	804,286	841,534	817,266	621,361	(23.97%)
49-99 - OTHER CHARGES/RECLASS MPRB	(661,447)	(1,012,125)	-	-	(0.00%)
51-01 - OFFICE SUPPLIES	25,346	22,741	30,797	31,137	1.10%
52-01 - OPERATING SUPPLIES	1,460,944	1,376,302	1,577,932	1,571,075	(0.43%)
54-01 - BOOKS/PUBS/SUBS/MEMS	21,722	19,626	23,710	25,384	7.06%
59-01 - DEPRECIATION	4,534,305	4,594,249	-	-	(0.00%)
99-99 - OTHER USES	-	(2,812)	-	-	(0.00%)
<b>TOTAL OPERATING EXPENDITURES</b>	<b>\$12,178,276</b>	<b>\$12,016,102</b>	<b>\$9,305,346</b>	<b>\$9,204,063</b>	<b>(1.09%)</b>



**CITY OF TITUSVILLE  
FY2022 ADOPTED BUDGET**

**EXPENDITURE SUMMARY BY TYPE**

**WATER AND SEWER SYSTEM**

	ACTUAL FY2019	ACTUAL FY2020	REVISED BUDGET FY2021	ADOPTED BUDGET FY2022	% CHANGE FY2021 TO FY2022
<b>CAPITAL</b>					
64-00 - MACHINERY & EQUIPMENT	68,526	330,854	245,302	162,000	(33.96%)
64-20 - MACHINERY & EQUIP/VEHICLES	126,231	196,701	580,820	533,700	(8.11%)
65-00 - CONSTRUCTION IN PROGRESS	-	49,052	38,425,248	4,893,009	(87.27%)
99-97 - OTHER USES	(3,500,085)	(5,067,922)	-	-	(0.00%)
<b>TOTAL CAPITAL</b>	<b><u>\$(3,305,328)</u></b>	<b><u>\$(4,491,315)</u></b>	<b><u>\$39,251,370</u></b>	<b><u>\$5,588,709</u></b>	<b><u>(85.76%)</u></b>
<b>DEBT SERVICE</b>					
71-01 - PRINCIPAL/SERIES BONDS	2,790,000	18,890,000	2,030,000	3,390,000	67.00%
71-30 - PRINCIPAL/AREA IV WELL LOAN	249,828	307,464	314,710	567,715	80.39%
72-01 - INTEREST/BONDS	966,000	589,421	277,472	227,175	(18.13%)
72-20 - INTEREST/BONDS EXPENSE	(186,029)	(186,029)	-	-	(0.00%)
72-30 - INTEREST/AREA IV WELL LOAN	82,477	82,816	77,566	94,606	21.97%
73-01 - OTHER DEBT SVC COSTS, ISSUE	10,000	2,501	-	-	(0.00%)
73-02 - OTHER DEBT SVC/AGENT FEES	409	40,416	-	-	(0.00%)
90-40 - OTHER USES/BOND ISSUE/DISC	70,816	70,816	-	-	(0.00%)
99-98 - OTHER USE/PRINCIPAL RECLASS	(2,580,333)	(3,232,464)	-	-	(0.00%)
<b>TOTAL DEBT SERVICE</b>	<b><u>\$1,403,168</u></b>	<b><u>\$16,564,941</u></b>	<b><u>\$2,699,748</u></b>	<b><u>\$4,279,496</u></b>	<b><u>58.51%</u></b>
<b>OPERATING TRANSFERS OUT</b>					
10-01 - TRANSFER TO/GENERAL FUND	1,599,020	1,687,771	1,636,333	1,711,835	4.61%
12-07 - TRANSFER TO/PIRN 2009	-	-	11,389	-	(100.00%)
13-03 - TRANSFER TO/ROADS & STREETS	-	-	13,704	-	(100.00%)
14-02 - TRANSFER TO/WATER SEWER CONSTRU	189,228	6,834,726	-	-	(0.00%)
15-02 - TRANSFER TO/IT	10,943	-	74,231	-	(100.00%)
<b>TOTAL OPERATING TRANSFERS OUT</b>	<b><u>\$1,799,191</u></b>	<b><u>\$8,522,497</u></b>	<b><u>\$1,735,657</u></b>	<b><u>\$1,711,835</u></b>	<b><u>(1.37%)</u></b>
<b>FUND BALANCE ALLOCATION</b>					
10-03 - CONTINGENCY UNRESERVED	-	-	(124,550)	1,443,419	(1,258.91%)
20-01 - RESERVED/PROPRIETARY	-	-	254,231	-	(100.00%)
<b>TOTAL FUND BALANCE ALLOCATION</b>	<b><u>-</u></b>	<b><u>-</u></b>	<b><u>\$129,681</u></b>	<b><u>\$1,443,419</u></b>	<b><u>1,013.05%</u></b>
<b>TOTAL FUND</b>	<b><u>\$18,688,977</u></b>	<b><u>\$39,318,535</u></b>	<b><u>\$60,469,165</u></b>	<b><u>\$30,321,703</u></b>	<b><u>(49.86%)</u></b>





**CITY OF TITUSVILLE  
FY2022 ADOPTED BUDGET**

**EXPENDITURE BY TYPE  
1601 W & S ADMIN**

**WATER AND SEWER SYSTEM**

	<b>ACTUAL FY2019</b>	<b>ACTUAL FY2020</b>	<b>REVISED BUDGET FY2021</b>	<b>ADOPTED BUDGET FY2022</b>	<b>% CHANGE FY2021 TO FY2022</b>
<b>PERSONNEL SERVICES</b>					
12-01 - PERSONNEL SERVICES	287,027	311,909	311,846	327,613	5.06%
13-01 - TEMP SALARIES/WAGES	-	-	22,000	-	(100.00%)
14-00 - OVERTIME	387	1,982	1,205	1,205	(0.00%)
21-01 - FICA TAXES	28,688	30,553	24,274	25,480	4.97%
22-00 - RETIREMENT CONTRIBUTIONS	62,047	56,314	42,585	37,315	(12.38%)
23-01 - GROUP HEALTH INSURANCE	38,950	34,364	35,774	37,446	4.67%
24-01 - WORKERS COMPENSATION	612	582	673	740	9.96%
28-01 - OTHER EMPLOYEE BENEFITS	5,221	5,066	1,311	2,069	57.82%
29-01 - OTHER PERSONNEL SVCS	(48,963)	(50,151)	-	-	(0.00%)
<b>TOTAL PERSONNEL SERVICES</b>	<b>\$373,969</b>	<b>\$390,619</b>	<b>\$439,668</b>	<b>\$431,868</b>	<b>(1.77%)</b>
<b>OPERATING EXPENDITURES</b>					
31-01 - PROFESSIONAL SERVICES	13,940	5,908	14,500	14,790	2.00%
40-01 - TRAVEL & PER DIEM	7,313	5,948	8,300	8,300	(0.00%)
41-01 - COMMUNICATIONS SERVICES	1,441	1,372	2,854	1,460	(48.84%)
42-01 - FREIGHT & POSTAGE SERVICE	55	40	500	510	2.00%
44-01 - RENTALS & LEASES	19,058	19,080	21,000	20,219	(3.72%)
46-01 - REPAIR & MAINT SERVICES	-	1,695	501	511	2.00%
47-01 - PRINTING & BINDING	-	-	875	893	2.06%
49-01 - OTHER CHARGES/GENERAL FUND	5,665	5,295	12,100	6,100	(49.59%)
51-01 - OFFICE SUPPLIES	2,668	2,621	4,338	4,425	2.01%
52-01 - OPERATING SUPPLIES	120	1,074	100	102	2.00%
54-01 - BOOKS/PUBS/SUBS/MEMS	4,517	4,300	4,600	4,892	6.35%
<b>TOTAL OPERATING EXPENDITURES</b>	<b>\$54,777</b>	<b>\$47,333</b>	<b>\$69,668</b>	<b>\$62,202</b>	<b>(10.72%)</b>
<b>TOTAL 1601 W &amp; S ADMIN</b>	<b>\$428,746</b>	<b>\$437,952</b>	<b>\$509,336</b>	<b>\$494,070</b>	<b>(3.00%)</b>



**CITY OF TITUSVILLE  
FY2022 ADOPTED BUDGET**

**EXPENDITURE BY TYPE  
1607 UTILITY ENGINEERING**

**WATER AND SEWER SYSTEM**

	ACTUAL FY2019	ACTUAL FY2020	REVISED BUDGET FY2021	ADOPTED BUDGET FY2022	% CHANGE FY2021 TO FY2022
<b>PERSONNEL SERVICES</b>					
12-01 - PERSONNEL SERVICES	329,727	371,427	420,211	498,450	18.62%
14-00 - OVERTIME	3,780	2,984	1,942	2,071	6.64%
15-00 - SPECIAL PAY	902	905	900	900	(0.00%)
21-01 - FICA TAXES	26,395	29,610	32,192	38,178	18.59%
22-00 - RETIREMENT CONTRIBUTIONS	76,700	68,009	50,138	48,516	(3.24%)
23-01 - GROUP HEALTH INSURANCE	68,042	73,832	74,700	94,658	26.72%
24-01 - WORKERS COMPENSATION	1,687	2,927	1,856	2,042	10.02%
28-01 - OTHER EMPLOYEE BENEFITS	6,978	6,819	1,727	2,851	65.08%
29-01 - OTHER PERSONNEL SVCS	(12,770)	(5,165)	-	-	(0.00%)
<b>TOTAL PERSONNEL SERVICES</b>	<b>\$501,441</b>	<b>\$551,348</b>	<b>\$583,666</b>	<b>\$687,666</b>	<b>17.82%</b>
<b>OPERATING EXPENDITURES</b>					
31-01 - PROFESSIONAL SERVICES	1,278	2,507	5,000	4,500	(10.00%)
40-01 - TRAVEL & PER DIEM	409	1,471	3,233	3,233	(0.00%)
41-01 - COMMUNICATIONS SERVICES	2,358	2,203	3,733	3,733	(0.00%)
42-01 - FREIGHT & POSTAGE SERVICE	209	18	200	200	(0.00%)
44-01 - RENTALS & LEASES	-	-	501	1,300	159.48%
45-01 - INSURANCE	268	271	227	226	(0.44%)
46-01 - REPAIR & MAINT SERVICES	6,482	6,494	7,808	9,305	19.17%
49-01 - OTHER CHARGES/GENERAL FUND	-	73	375	750	100.00%
51-01 - OFFICE SUPPLIES	5,472	3,043	5,333	5,333	(0.00%)
52-01 - OPERATING SUPPLIES	3,250	1,211	3,336	3,576	7.19%
54-01 - BOOKS/PUBS/SUBS/MEMS	139	-	410	410	(0.00%)
<b>TOTAL OPERATING EXPENDITURES</b>	<b>\$19,865</b>	<b>\$17,291</b>	<b>\$30,156</b>	<b>\$32,566</b>	<b>7.99%</b>
<b>TOTAL 1607 UTILITY ENGINEERING</b>	<b>\$521,306</b>	<b>\$568,639</b>	<b>\$613,822</b>	<b>\$720,232</b>	<b>17.34%</b>



**CITY OF TITUSVILLE  
FY2022 ADOPTED BUDGET**

**EXPENDITURE BY TYPE  
1615 WATER PRODUCTION**

**WATER AND SEWER SYSTEM**

	<b>ACTUAL FY2019</b>	<b>ACTUAL FY2020</b>	<b>REVISED BUDGET FY2021</b>	<b>ADOPTED BUDGET FY2022</b>	<b>% CHANGE FY2021 TO FY2022</b>
<b>PERSONNEL SERVICES</b>					
12-01 - PERSONNEL SERVICES	708,823	720,613	948,369	985,709	3.94%
13-01 - TEMP SALARIES/WAGES	1,565	1,537	-	5,000	(0.00%)
14-00 - OVERTIME	42,024	37,918	35,460	42,489	19.82%
15-00 - SPECIAL PAY	9,371	8,711	14,200	19,200	35.21%
21-01 - FICA TAXES	62,463	62,516	73,143	76,091	4.03%
22-00 - RETIREMENT CONTRIBUTIONS	150,743	135,774	119,588	96,806	(19.05%)
23-01 - GROUP HEALTH INSURANCE	169,309	179,300	208,661	187,112	(10.33%)
24-01 - WORKERS COMPENSATION	28,168	28,069	30,985	34,084	10.00%
28-01 - OTHER EMPLOYEE BENEFITS	13,262	13,817	3,903	5,398	38.30%
<b>TOTAL PERSONNEL SERVICES</b>	<b>\$1,185,728</b>	<b>\$1,188,255</b>	<b>\$1,434,309</b>	<b>\$1,451,889</b>	<b>1.23%</b>
<b>OPERATING EXPENDITURES</b>					
31-01 - PROFESSIONAL SERVICES	21,947	17,078	27,300	27,846	2.00%
34-01 - OTHER SERVICES	7,860	7,775	7,200	7,344	2.00%
40-01 - TRAVEL & PER DIEM	930	1,332	6,740	6,875	2.00%
41-01 - COMMUNICATIONS SERVICES	6,442	8,115	8,133	8,267	1.65%
42-01 - FREIGHT & POSTAGE SERVICE	171	927	3,500	3,570	2.00%
43-01 - UTILITY SERVICES	475,876	466,341	536,163	571,386	6.57%
44-01 - RENTALS & LEASES	501	459	781	804	2.94%
45-01 - INSURANCE	3,545	3,588	2,997	2,983	(0.47%)
46-01 - REPAIR & MAINT SERVICES	73,790	61,253	94,985	87,911	(7.45%)
47-01 - PRINTING & BINDING	1,636	2,341	1,700	1,734	2.00%
48-01 - PROMOTIONAL ACTIVITIES	201	293	300	306	2.00%
49-01 - OTHER CHARGES/GENERAL FUND	6,379	16,540	18,575	18,947	2.00%
51-01 - OFFICE SUPPLIES	3,247	1,510	3,126	3,189	2.02%
52-01 - OPERATING SUPPLIES	648,943	673,191	746,749	746,749	(0.00%)
54-01 - BOOKS/PUBS/SUBS/MEMS	1,853	1,062	1,800	1,854	3.00%
<b>TOTAL OPERATING EXPENDITURES</b>	<b>\$1,253,321</b>	<b>\$1,261,805</b>	<b>\$1,460,049</b>	<b>\$1,489,765</b>	<b>2.04%</b>
<b>TOTAL 1615 WATER PRODUCTION</b>	<b>\$2,439,049</b>	<b>\$2,450,060</b>	<b>\$2,894,358</b>	<b>\$2,941,654</b>	<b>1.63%</b>



**CITY OF TITUSVILLE  
FY2022 ADOPTED BUDGET**

**EXPENDITURE BY TYPE  
1616 FIELD OPERATIONS**

**WATER AND SEWER SYSTEM**

	ACTUAL FY2019	ACTUAL FY2020	REVISED BUDGET FY2021	ADOPTED BUDGET FY2022	% CHANGE FY2021 TO FY2022
<b>PERSONNEL SERVICES</b>					
12-01 - PERSONNEL SERVICES	1,018,097	1,012,096	1,247,129	1,512,813	21.30%
13-01 - TEMP SALARIES/WAGES	4,080	6,197	6,075	6,488	6.80%
14-00 - OVERTIME	80,449	82,787	80,478	90,000	11.83%
15-00 - SPECIAL PAY	16,993	13,419	30,601	37,501	22.55%
21-01 - FICA TAXES	95,233	93,086	95,956	116,212	21.11%
22-00 - RETIREMENT CONTRIBUTIONS	219,014	187,151	155,233	135,526	(12.70%)
23-01 - GROUP HEALTH INSURANCE	286,320	295,437	299,780	330,759	10.33%
24-01 - WORKERS COMPENSATION	46,617	43,659	51,279	56,406	10.00%
28-01 - OTHER EMPLOYEE BENEFITS	20,484	19,771	5,061	8,754	72.97%
29-01 - OTHER PERSONNEL SVCS	(88,868)	(23,798)	-	-	(0.00%)
<b>TOTAL PERSONNEL SERVICES</b>	<b>\$1,698,419</b>	<b>\$1,729,805</b>	<b>\$1,971,592</b>	<b>\$2,294,459</b>	<b>16.38%</b>
<b>OPERATING EXPENDITURES</b>					
31-01 - PROFESSIONAL SERVICES	123,136	103,793	145,900	148,818	2.00%
40-01 - TRAVEL & PER DIEM	1,603	2,652	6,000	10,500	75.00%
41-01 - COMMUNICATIONS SERVICES	12,770	11,627	24,000	24,000	(0.00%)
42-01 - FREIGHT & POSTAGE SERVICE	220	1,004	1,545	1,545	(0.00%)
43-01 - UTILITY SERVICES	183,392	179,600	188,000	191,760	2.00%
44-01 - RENTALS & LEASES	2,956	697	3,900	3,900	(0.00%)
45-01 - INSURANCE	11,365	11,503	9,608	9,564	(0.46%)
46-01 - REPAIR & MAINT SERVICES	191,601	183,781	209,878	230,757	9.95%
47-01 - PRINTING & BINDING	-	413	540	540	(0.00%)
48-01 - PROMOTIONAL ACTIVITIES	(17)	-	1,000	1,000	(0.00%)
49-01 - OTHER CHARGES/GENERAL FUND	1,674	2,370	1,700	3,500	105.88%
51-01 - OFFICE SUPPLIES	5,858	7,066	7,000	7,000	(0.00%)
52-01 - OPERATING SUPPLIES	212,782	160,681	210,926	212,646	0.82%
54-01 - BOOKS/PUBS/SUBS/MEMS	268	224	900	900	(0.00%)
<b>TOTAL OPERATING EXPENDITURES</b>	<b>\$747,608</b>	<b>\$665,411</b>	<b>\$810,897</b>	<b>\$846,430</b>	<b>4.38%</b>
<b>TOTAL 1616 FIELD OPERATIONS</b>	<b>\$2,446,027</b>	<b>\$2,395,216</b>	<b>\$2,782,489</b>	<b>\$3,140,889</b>	<b>12.88%</b>



**CITY OF TITUSVILLE  
FY2022 ADOPTED BUDGET**

**EXPENDITURE BY TYPE  
1618 WATER RECLAMATION**

**WATER AND SEWER SYSTEM**

	ACTUAL FY2019	ACTUAL FY2020	REVISED BUDGET FY2021	ADOPTED BUDGET FY2022	% CHANGE FY2021 TO FY2022
<b>PERSONNEL SERVICES</b>					
12-01 - PERSONNEL SERVICES	1,010,592	998,064	1,067,200	1,178,005	10.38%
14-00 - OVERTIME	67,434	68,576	60,492	67,054	10.85%
15-00 - SPECIAL PAY	6,809	6,838	7,400	10,050	35.81%
21-01 - FICA TAXES	92,158	78,804	82,017	90,494	10.34%
22-00 - RETIREMENT CONTRIBUTIONS	194,475	166,233	126,076	107,341	(14.86%)
23-01 - GROUP HEALTH INSURANCE	178,528	182,219	196,054	223,855	14.18%
24-01 - WORKERS COMPENSATION	32,555	33,430	35,811	39,392	10.00%
28-01 - OTHER EMPLOYEE BENEFITS	17,715	17,178	4,404	5,914	34.29%
<b>TOTAL PERSONNEL SERVICES</b>	<b>\$1,600,266</b>	<b>\$1,551,342</b>	<b>\$1,579,454</b>	<b>\$1,722,105</b>	<b>9.03%</b>
<b>OPERATING EXPENDITURES</b>					
31-01 - PROFESSIONAL SERVICES	128,202	51,475	65,700	65,700	(0.00%)
40-01 - TRAVEL & PER DIEM	2,364	486	1,400	1,428	2.00%
41-01 - COMMUNICATIONS SERVICES	5,259	6,154	8,360	9,929	18.77%
42-01 - FREIGHT & POSTAGE SERVICE	935	448	1,100	1,122	2.00%
43-01 - UTILITY SERVICES	460,881	423,646	508,476	566,200	11.35%
44-01 - RENTALS & LEASES	1,664	2,300	54,522	9,267	(83.00%)
45-01 - INSURANCE	6,387	6,465	5,399	5,375	(0.44%)
46-01 - REPAIR & MAINT SERVICES	202,169	166,472	289,848	237,507	(18.06%)
49-01 - OTHER CHARGES/GENERAL FUND	750	187	1,000	1,020	2.00%
51-01 - OFFICE SUPPLIES	4,480	4,956	5,000	5,100	2.00%
52-01 - OPERATING SUPPLIES	450,666	392,063	398,200	406,164	2.00%
54-01 - BOOKS/PUBS/SUBS/MEMS	10,926	10,195	11,400	11,628	2.00%
<b>TOTAL OPERATING EXPENDITURES</b>	<b>\$1,274,683</b>	<b>\$1,064,847</b>	<b>\$1,350,405</b>	<b>\$1,320,440</b>	<b>(2.22%)</b>
<b>TOTAL 1618 WATER RECLAMATION</b>	<b>\$2,874,949</b>	<b>\$2,616,189</b>	<b>\$2,929,859</b>	<b>\$3,042,545</b>	<b>3.85%</b>



**CITY OF TITUSVILLE  
FY2022 ADOPTED BUDGET**

**EXPENDITURE BY TYPE  
1619 LABORATORY SERVICES**

**WATER AND SEWER SYSTEM**

	ACTUAL FY2019	ACTUAL FY2020	REVISED BUDGET FY2021	ADOPTED BUDGET FY2022	% CHANGE FY2021 TO FY2022
<b>PERSONNEL SERVICES</b>					
12-01 - PERSONNEL SERVICES	292,685	247,507	288,130	347,344	20.55%
13-01 - TEMP SALARIES/WAGES	2,168	37,470	45,542	59,020	29.59%
14-00 - OVERTIME	12,607	7,409	2,500	2,500	(0.00%)
15-00 - SPECIAL PAY	1,603	1,607	2,850	9,100	219.30%
21-01 - FICA TAXES	26,508	24,932	22,184	26,751	20.59%
22-00 - RETIREMENT CONTRIBUTIONS	45,809	46,691	32,666	34,582	5.87%
23-01 - GROUP HEALTH INSURANCE	45,468	47,756	47,235	69,171	46.44%
24-01 - WORKERS COMPENSATION	8,591	10,453	9,450	10,395	10.00%
28-01 - OTHER EMPLOYEE BENEFITS	4,377	4,566	1,090	2,172	99.27%
<b>TOTAL PERSONNEL SERVICES</b>	<b>\$439,816</b>	<b>\$428,391</b>	<b>\$451,647</b>	<b>\$561,035</b>	<b>24.22%</b>
<b>OPERATING EXPENDITURES</b>					
31-01 - PROFESSIONAL SERVICES	32,355	18,942	47,500	11,120	(76.59%)
40-01 - TRAVEL & PER DIEM	2,517	90	3,000	3,060	2.00%
41-01 - COMMUNICATIONS SERVICES	2,267	1,278	1,440	3,360	133.33%
42-01 - FREIGHT & POSTAGE SERVICE	632	409	750	770	2.67%
44-01 - RENTALS & LEASES	3,488	3,240	1,800	1,840	2.22%
45-01 - INSURANCE	425	430	359	357	(0.56%)
46-01 - REPAIR & MAINT SERVICES	33,438	42,697	31,064	50,725	63.29%
47-01 - PRINTING & BINDING	-	-	1,000	1,020	2.00%
51-01 - OFFICE SUPPLIES	1,978	2,290	4,400	4,490	2.05%
52-01 - OPERATING SUPPLIES	77,078	65,609	98,770	89,585	(9.30%)
54-01 - BOOKS/PUBS/SUBS/MEMS	3,600	3,715	4,000	5,100	27.50%
<b>TOTAL OPERATING EXPENDITURES</b>	<b>\$157,778</b>	<b>\$138,700</b>	<b>\$194,083</b>	<b>\$171,427</b>	<b>(11.67%)</b>
<b>TOTAL 1619 LABORATORY SERVICES</b>	<b>\$597,594</b>	<b>\$567,091</b>	<b>\$645,730</b>	<b>\$732,462</b>	<b>13.43%</b>



**CITY OF TITUSVILLE  
FY2022 ADOPTED BUDGET**

**EXPENDITURE BY TYPE  
1629 ELECTRONIC SERVICES**

**WATER AND SEWER SYSTEM**

	ACTUAL FY2019	ACTUAL FY2020	REVISED BUDGET FY2021	ADOPTED BUDGET FY2022	% CHANGE FY2021 TO FY2022
<b>PERSONNEL SERVICES</b>					
12-01 - PERSONNEL SERVICES	245,269	296,190	334,190	351,546	5.19%
14-00 - OVERTIME	1,063	1,125	4,000	4,000	(0.00%)
15-00 - SPECIAL PAY	1,950	2,000	3,650	3,650	(0.00%)
21-01 - FICA TAXES	20,101	23,922	26,043	27,279	4.75%
22-00 - RETIREMENT CONTRIBUTIONS	49,224	55,221	43,301	33,105	(23.55%)
23-01 - GROUP HEALTH INSURANCE	47,774	53,291	57,104	69,960	22.51%
24-01 - WORKERS COMPENSATION	8,136	8,095	8,950	9,845	10.00%
28-01 - OTHER EMPLOYEE BENEFITS	4,292	5,289	1,432	1,793	25.21%
29-01 - OTHER PERSONNEL SVCS	(10,000)	-	-	-	(0.00%)
<b>TOTAL PERSONNEL SERVICES</b>	<b>\$367,809</b>	<b>\$445,133</b>	<b>\$478,670</b>	<b>\$501,178</b>	<b>4.70%</b>
<b>OPERATING EXPENDITURES</b>					
31-01 - PROFESSIONAL SERVICES	-	4,945	23,347	25,500	9.22%
40-01 - TRAVEL & PER DIEM	7,236	5,800	13,500	13,770	2.00%
41-01 - COMMUNICATIONS SERVICES	6,365	14,366	27,293	27,876	2.14%
42-01 - FREIGHT & POSTAGE SERVICE	143	116	150	150	(0.00%)
45-01 - INSURANCE	788	798	666	663	(0.45%)
46-01 - REPAIR & MAINT SERVICES	7,093	5,217	16,413	17,335	5.62%
49-01 - OTHER CHARGES/GENERAL FUND	54	-	125	300	140.00%
51-01 - OFFICE SUPPLIES	1,643	1,255	1,600	1,600	(0.00%)
52-01 - OPERATING SUPPLIES	54,219	53,396	97,640	82,253	(15.76%)
54-01 - BOOKS/PUBS/SUBS/MEMS	419	130	600	600	(0.00%)
<b>TOTAL OPERATING EXPENDITURES</b>	<b>\$77,960</b>	<b>\$86,023</b>	<b>\$181,334</b>	<b>\$170,047</b>	<b>(6.22%)</b>
<b>TOTAL 1629 ELECTRONIC SERVICES</b>	<b>\$445,769</b>	<b>\$531,156</b>	<b>\$660,004</b>	<b>\$671,225</b>	<b>1.70%</b>



**CITY OF TITUSVILLE  
FY2022 ADOPTED BUDGET**

**EXPENDITURE SUMMARY BY TYPE  
5555 NON-DEPARTMENTAL**

**WATER AND SEWER SYSTEM**

	ACTUAL FY2019	ACTUAL FY2020	REVISED BUDGET FY2021	ADOPTED BUDGET FY2022	% CHANGE FY2021 TO FY2022
<b>PERSONNEL SERVICES</b>					
23-01 - GROUP HEALTH INSURANCE	63,076	63,076	65,755	94,074	43.07%
25-01 - UNEMPLOYMENT COMPENSATION	7,849	2,595	14,000	8,000	(42.86%)
28-01 - OTHER EMPLOYEE BENEFITS	323,877	303,318	324,043	338,225	4.38%
29-01 - OTHER PERSONNEL SVCS	51,420	52,428	4,559	3,682	(19.24%)
<b>TOTAL PERSONNEL SERVICES</b>	<b>\$446,222</b>	<b>\$421,417</b>	<b>\$408,357</b>	<b>\$443,981</b>	<b>8.72%</b>
<b>OPERATING EXPENDITURES</b>					
31-01 - PROFESSIONAL SERVICES	18,380	16,500	147,000	147,000	(0.00%)
43-01 - UTILITY SERVICES	1,154,123	1,159,350	1,200,000	1,200,000	(0.00%)
45-01 - INSURANCE	318,711	518,958	534,010	533,269	(0.14%)
49-01 - OTHER CHARGES/GENERAL FUND	2,410,040	2,589,961	2,488,267	2,579,556	3.67%
49-02 - OTHER CHGS/MIS CHARGES	804,286	841,534	817,266	621,361	(23.97%)
49-99 - OTHER CHARGES/RECLASS MPRB	(661,447)	(1,012,125)	-	-	(0.00%)
52-01 - OPERATING SUPPLIES	13,886	29,077	22,211	30,000	35.07%
59-01 - DEPRECIATION	4,534,305	4,594,249	-	-	(0.00%)
99-99 - OTHER USES	-	(2,812)	-	-	(0.00%)
<b>TOTAL OPERATING EXPENDITURES</b>	<b>\$8,592,284</b>	<b>\$8,734,692</b>	<b>\$5,208,754</b>	<b>\$5,111,186</b>	<b>(1.87%)</b>
<b>CAPITAL</b>					
64-00 - MACHINERY & EQUIPMENT	68,526	330,854	239,990	162,000	(32.50%)
64-20 - MACHINERY & EQUIP/VEHICLES	126,231	196,701	586,132	533,700	(8.95%)
65-00 - CONSTRUCTION IN PROGRESS	-	49,052	38,425,248	4,893,009	(87.27%)
99-97 - OTHER USES	(3,500,085)	(5,067,922)	-	-	(0.00%)
<b>TOTAL CAPITAL</b>	<b>\$(3,305,328)</b>	<b>\$(4,491,315)</b>	<b>\$39,251,370</b>	<b>\$5,588,709</b>	<b>(85.76%)</b>
<b>DEBT SERVICE</b>					
71-01 - PRINCIPAL/SERIES BONDS	2,790,000	18,890,000	2,030,000	3,390,000	67.00%
71-30 - PRINCIPAL/AREA IV WELL LOAN	249,828	307,464	314,710	567,715	80.39%
72-01 - INTEREST/BONDS	966,000	589,421	277,472	227,175	(18.13%)
72-20 - INTEREST/BONDS EXPENSE	(186,029)	(186,029)	-	-	(0.00%)
72-30 - INTEREST/AREA IV WELL LOAN	82,477	82,816	77,566	94,606	21.97%
73-01 - OTHER DEBT SVC COSTS, ISSUE	10,000	2,501	-	-	(0.00%)





**CITY OF TITUSVILLE  
FY2022 ADOPTED BUDGET**

**EXPENDITURE SUMMARY BY TYPE  
5555 NON-DEPARTMENTAL**

**WATER AND SEWER SYSTEM**

	ACTUAL FY2019	ACTUAL FY2020	REVISED BUDGET FY2021	ADOPTED BUDGET FY2022	% CHANGE FY2021 TO FY2022
73-02 - OTHER DEBT SVC/AGENT FEES	409	40,416	-	-	(0.00%)
90-40 - OTHER USES/BOND ISSUE/DISC	70,816	70,816	-	-	(0.00%)
99-98 - OTHER USE/PRINCIPAL RECLASS	(2,580,333)	(3,232,464)	-	-	(0.00%)
<b>TOTAL DEBT SERVICE</b>	<b>\$1,403,168</b>	<b>\$16,564,941</b>	<b>\$2,699,748</b>	<b>\$4,279,496</b>	<b>58.51%</b>
<b>OPERATING TRANSFERS OUT</b>					
10-01 - TRANSFER TO/GENERAL FUND	1,599,020	1,687,771	1,636,333	1,711,835	4.61%
12-07 - TRANSFER TO/PIRN 2009	-	-	11,389	-	(100.00%)
13-03 - TRANSFER TO/ROADS & STREETS	-	-	13,704	-	(100.00%)
14-02 - TRANSFER TO/WATER SEWER CONSTRU	189,228	6,834,726	-	-	(0.00%)
15-02 - TRANSFER TO/IT	10,943	-	74,231	-	(100.00%)
<b>TOTAL OPERATING TRANSFERS OUT</b>	<b>\$1,799,191</b>	<b>\$8,522,497</b>	<b>\$1,735,657</b>	<b>\$1,711,835</b>	<b>(1.37%)</b>
<b>FUND BALANCE ALLOCATION</b>					
10-03 - CONTINGENCY UNRESERVED	-	-	(124,550)	1,443,419	(1,258.91%)
20-01 - RESERVED/PROPRIETARY	-	-	254,231	-	(100.00%)
<b>TOTAL FUND BALANCE ALLOCATION</b>	<b>-</b>	<b>-</b>	<b>\$129,681</b>	<b>\$1,443,419</b>	<b>1,013.05%</b>
<b>TOTAL 5555 NON-DEPARTMENTAL</b>	<b>\$8,935,537</b>	<b>\$29,752,232</b>	<b>\$49,433,567</b>	<b>\$18,578,626</b>	<b>(62.42%)</b>



**Departmental Capital Outlay Schedule  
Fiscal Year 2022**

<b>Fund/Dept</b>	<b>Dept Name</b>	<b>Account Number</b>	<b>Project</b>	<b>Description</b>	<b>Adopted Annual Budget</b>
001/0801	Police	001-5555-564.64-00	Z02201	10 Pac-Set Radios @ \$4,410 each <b>(FINANCED)</b>	\$ 44,100
001/0801	Police	001-5555-564.64-00	Z02202	16 Mobile Radios @ \$5,848 each <b>(FINANCED \$36,935)</b>	\$ 93,568
001/0901	Fire & Emergency Services	001-5555-564.64-00	Z02203	Stryker Automatic Stretcher	\$ 20,000
001/1707	Support Services-Community Relations	001-5555-564.64-00	Z02204	LED Signage City Hall	\$ 45,000
001/1707	Support Services-Community Relations	001-5555-564.64-00	Z02205	LED Lighting Council Chambers	\$ 21,000
				<b>TOTAL GENERAL FUND CURRENT OPERATIONS</b>	<b>\$ 223,668</b>
401/1616	Water & Sewer-Field Ops	401-5555-564.64-00	Z02206	Diesel Powered Light Tower	\$ 15,000
401/1618	Water & Sewer-Water Reclamation	401-5555-564.64-00	Z02207	6-Inch Portable Backup Pump w/ Float Control System	\$ 40,000
401/1619	Water & Sewer-Lab Services	401-5555-564.64-00	Z02208	OMNIS Advanced Titrator	\$ 107,000
				<b>TOTAL WATER &amp; SEWER FUND CURRENT OPERATIONS</b>	<b>\$ 162,000</b>
405/1001	Municipal Marina	405-5555-564.64-00	Z02209	A/C Unit For New Shop Building	\$ 10,000
				<b>TOTAL MUNICIPAL MARINA FUND CURRENT OPERATIONS</b>	<b>\$ 10,000</b>
				<b>TOTAL DEPARTMENTAL CAPITAL OUTLAYS FOR CURRENT OPERATIONS</b>	<b>\$ 395,668</b>



**Vehicle Capital Outlay Schedule  
Fiscal Year 2022**

Fund	Dept Name	Account Number	Project	Description	Adopted Annual Budget
001	Police	001-5555-564.64-20	Z02210	12 Vehicles @ \$54,000 each (3 New, 9 Replacement) <b>(NINE FINANCED \$486,000)</b>	\$ 648,000
001	Fire & Emergency Services	001-5555-564.64-20	Z02216	2022 Pierce Fire Engine (Replaces #8072) <b>(FINANCED)</b>	\$ 690,000
001	Fire & Emergency Services	001-5555-564.64-20	Z02217	2022 Transport Capable Emergency Response Rescue Vehicle (Replaces Excellence Rescue) <b>(FINANCED)</b>	\$ 275,000
001	Fire & Emergency Services	001-5555-564.64-20	Z02218	2022 Chevrolet 2500 HD 4-Dr 4X4 Pickup (Replaces #8687) <b>(FINANCED)</b>	\$ 60,000
001	Support Services-Customer Service	001-5555-564.64-20	Z02219	2021 Hybrid Ford Escape <b>(FINANCED)</b>	\$ 26,500
001	Community Devel-Neighborhood Svcs	001-5555-564.64-20	Z02220	Ford Explorer XLT (Replaces #8219) <b>(FINANCED)</b>	\$ 34,260
001	Public Works-Roads & Streets	001-5555-564.64-20	Z02221	2-54" Mowers (Replaces #8573 and #8574) <b>(FINANCED)</b>	\$ 20,000
001	Public Works-Roads & Streets	001-5555-564.64-20	Z02222	Bucket Truck (Replaces #5003) <b>(FINANCED)</b>	\$ 125,000
001	Public Works-Roads & Streets	001-5555-564.64-20	Z02223	Backhoe (Replaces #911 and #7851) <b>(FINANCED)</b>	\$ 145,000
001	Public Works-Roads & Streets	001-5555-564.64-20	Z02224	Trencher	\$ 10,000
001	Public Works-Roads & Streets	001-5555-564.64-20	Z02225	3 Trailers (Replaces 5 Existing Trailers) <b>(FINANCED)</b>	\$ 45,000
<b>001</b>				<b>TOTAL GENERAL FUND</b>	<b>\$ 2,078,760</b>
401	Water & Sewer-Water Production	401-5555-564.64-20	Z02226	4X4 SUV (Replaces #4710)	\$ 42,000
401	Water & Sewer-Water Production	401-5555-564.64-20	Z02227	Wheel Loader (Replaces Skid Steer)	\$ 95,000
401	Water & Sewer-Water Production	401-5555-564.64-20	Z02228	Tow-Behind Portable Air Compressor	\$ 35,000
401	Water & Sewer-Field Ops	401-5555-564.64-20	Z02229	1.25-T 4X4 Service Truck w/Utility Style Service Body (Replaces #8380)	\$ 75,000
401	Water & Sewer-Field Ops	401-5555-564.64-20	Z02230	1-T 4X4 Service Truck w/Utility Style Service Body (Replaces #8447)	\$ 63,000
401	Water & Sewer-Field Ops	401-5555-564.64-20	Z02231	SUV (Replaces #8099)	\$ 55,000
401	Water & Sewer-Field Ops	401-5555-564.64-20	Z02232	1-T High Roof Cargo Van (Replaces #2940)	\$ 50,000
401	Water & Sewer-Water Reclamation	401-5555-564.64-20	Z02233	1-T Truck w/Service Body and Crane (Replaces #8608)	\$ 60,000
401	Water & Sewer-Electronic Services	401-5555-564.64-20	Z02234	2022 Ford Expedition MAX XL 4X4 (Replaces #7956)	\$ 58,700
<b>401</b>				<b>TOTAL WATER &amp; SEWER UTILITY FUND</b>	<b>\$ 533,700</b>
404	Solid Waste-Refuse	404-5555-564.64-20	Z02235	Grapple (Replaces #8382) <b>(FINANCED)</b>	\$ 165,000
<b>404</b>				<b>TOTAL SOLID WASTE FUND</b>	<b>\$ 165,000</b>
405	Municipal Marina	405-5555-564.64-20	Z02236	Truck with Towing Package	\$ 32,000
<b>405</b>				<b>TOTAL MARINA FUND</b>	<b>\$ 32,000</b>
406	Stormwater Utility Management Fund	406-5555-564.64-20	Z02237	Skid Steer Loader	\$ 62,000
406	Stormwater Utility Management Fund	406-5555-564.64-20	Z02238	54" Mower	\$ 10,000
<b>406</b>				<b>TOTAL STORMWATER UTILITY FUND</b>	<b>\$ 72,000</b>
501	Fleet Management	501-5555-564.64-20	Z02239	1-T Pickup	\$ 50,000
<b>501</b>				<b>TOTAL FLEET FUND</b>	<b>\$ 50,000</b>
				<b>TOTAL VEHICLE REPLACEMENT FOR CURRENT OPERATIONS</b>	<b>\$ 2,931,460</b>



**CITY OF TITUSVILLE, FLORIDA  
FIVE-YEAR CAPITAL IMPROVEMENT PLAN  
WATER AND SEWER UTILITIES FUND  
NEW PROJECT REVENUE SOURCES ONLY**

<b>SOURCES</b>								
<b>Accounting String</b>	<b>Project Number</b>	<b>Revenue Name</b>	<b>New Project Allocations FY 2022</b>	<b>FY 2023</b>	<b>FY 2024</b>	<b>FY 2025</b>	<b>FY 2026</b>	<b>Totals</b>
401-5555-589.10-01	All Projects	Contingency Unreserved	\$ 4,893,009	\$ 17,199,709	\$ 10,374,709	\$ 4,639,709	\$ 4,839,709	\$ 41,946,845
		<b>TOTAL SOURCES</b>	<b>\$ 4,893,009</b>	<b>\$ 17,199,709</b>	<b>\$ 10,374,709</b>	<b>\$ 4,639,709</b>	<b>\$ 4,839,709</b>	<b>\$ 41,946,845</b>
<b>USES</b>								
<b>Accounting String</b>	<b>Project Number</b>	<b>Project Name</b>	<b>New Project Allocations FY 2022</b>	<b>FY 2023</b>	<b>FY 2024</b>	<b>FY 2025</b>	<b>FY 2026</b>	<b>Totals</b>
401-5555-565.65-00	WC0612	Repair Drink Water Storage	\$ 450,000	\$ -	\$ -	\$ -	\$ -	\$ 450,000
401-5555-565.65-00	WC0701	Sewer System Improvements	\$ 700,000	\$ 700,000	\$ 700,000	\$ 700,000	\$ 700,000	\$ 3,500,000
401-5555-565.65-00	WC9802	Water Meter/Line Extension	\$ 30,000	\$ 15,000	\$ 15,000	\$ 15,000	\$ 15,000	\$ 90,000
401-5555-565.65-00	WC9806	Meter Replacements	\$ 415,800	\$ -	\$ -	\$ -	\$ -	\$ 415,800
401-5555-565.65-00	WC9910	Water Production SCADA	\$ 55,000	\$ 15,000	\$ 15,000	\$ 15,000	\$ 15,000	\$ 115,000
401-5555-565.65-00	WR0803	Unscheduled Water/Sewer Projects	\$ 200,000	\$ 200,000	\$ 200,000	\$ 200,000	\$ 200,000	\$ 1,000,000
401-5555-565.65-00	WR0804	Water/Sewer Project Contingency	\$ 100,000	\$ 100,000	\$ 100,000	\$ 100,000	\$ 100,000	\$ 500,000
401-5555-565.65-00	WR1001	Cross Connection Control	\$ 184,709	\$ 184,709	\$ 184,709	\$ 184,709	\$ 184,709	\$ 923,545
401-5555-565.65-00	WR1401	Telemetry Upgrades	\$ 137,500	\$ 60,000	\$ 60,000	\$ 25,000	\$ 25,000	\$ 307,500
401-5555-565.65-00	WR1603	Clarifier Trough Rehab	\$ 300,000	\$ -	\$ -	\$ -	\$ -	\$ 300,000
401-5555-565.65-00	WR1604	Equipment Replacement Program	\$ 100,000	\$ 100,000	\$ 100,000	\$ 100,000	\$ 100,000	\$ 500,000
401-5555-565.65-00	WR1903	Osprey Influent Screen	\$ 800,000	\$ -	\$ -	\$ -	\$ -	\$ 800,000
401-5555-565.65-00	WR2001	SCADA PLC Replacement	\$ 115,000	\$ -	\$ -	\$ -	\$ -	\$ 115,000
401-5555-565.65-00	WR2003	Indian River FM Upgrade	\$ -	\$ 1,800,000	\$ -	\$ -	\$ -	\$ 1,800,000
401-5555-565.65-00	WR2004	Enhanced Water Treatment	\$ 275,000	\$ 1,475,000	\$ -	\$ -	\$ -	\$ 1,750,000
401-5555-565.65-00	WR2007	Area III Wellfield Electrical Repairs	\$ 560,000	\$ 600,000	\$ 600,000	\$ 600,000	\$ 700,000	\$ 3,060,000
401-5555-565.65-00	WR2107	MPS Improvements	\$ -	\$ -	\$ -	\$ -	\$ -	\$ -
401-5555-565.65-00	WR2201	Lab Facility Renovations	\$ 50,000	\$ 300,000	\$ 1,500,000	\$ -	\$ -	\$ 1,850,000
401-5555-565.65-00	WR2202	MD Roof Repair/Replacement	\$ 20,000	\$ 100,000	\$ -	\$ -	\$ -	\$ 120,000
401-5555-565.65-00	WR2203	Osprey Reject Tank Piping	\$ 100,000	\$ -	\$ -	\$ -	\$ -	\$ 100,000
401-5555-565.65-00	WR2204	Osprey Yard Sewer Rehab	\$ 100,000	\$ -	\$ -	\$ -	\$ -	\$ 100,000
401-5555-565.65-00	WR2205	Lime St LS Upgrades	\$ -	\$ 850,000	\$ -	\$ -	\$ -	\$ 850,000
401-5555-565.65-00	WR2206	Sand Filter Evaluation	\$ 100,000	\$ 400,000	\$ -	\$ -	\$ -	\$ 500,000
401-5555-565.65-00	WR2207	Riverside Dr Force Main	\$ -	\$ 3,500,000	\$ -	\$ -	\$ -	\$ 3,500,000
401-5555-565.65-00	WR2208	Force Main Replacement	\$ -	\$ 4,300,000	\$ 4,300,000	\$ -	\$ -	\$ 8,600,000
401-5555-565.65-00	WR2209	WP Equipment Replacement	\$ 100,000	\$ 100,000	\$ 100,000	\$ 100,000	\$ 100,000	\$ 500,000
401-5555-565.65-00	WR2210	Osprey I&I Mitigation	\$ -	\$ 2,400,000	\$ 2,500,000	\$ 2,600,000	\$ 2,700,000	\$ 10,200,000
		<b>TOTAL USES</b>	<b>\$ 4,893,009</b>	<b>\$ 17,199,709</b>	<b>\$ 10,374,709</b>	<b>\$ 4,639,709</b>	<b>\$ 4,839,709</b>	<b>\$ 41,946,845</b>



This page has been intentionally left blank.



**CITY OF TITUSVILLE  
FY2022 ADOPTED BUDGET**

**REVENUE SUMMARY BY SOURCE**

**SOLID WASTE**

	ACTUAL FY2019	ACTUAL FY2020	REVISED BUDGET FY2021	ADOPTED BUDGET FY2022	% CHANGE FY2021 TO FY2022
<b>INTERGOVERNMENTAL</b>					
331.50-01 - FEDERAL GRANT/FEMA-MATTHEW	-	-	245,300	-	(100.00%)
331.50-02 - FEDERAL GRANT/FEMA-IRMA	84,572	(39,943)	-	-	(0.00%)
331.50-07 - FEDERAL GRANT/CARES REIMBUR	-	148,440	28,300	-	(100.00%)
335.40-01 - TRANSPORT/MOTOR VEH TAX	3,578	21,608	14,900	17,600	18.12%
<b>TOTAL INTERGOVERNMENTAL</b>	<b>\$88,150</b>	<b>\$130,105</b>	<b>\$288,500</b>	<b>\$17,600</b>	<b>(93.90%)</b>
<b>CHARGES FOR SERVICES</b>					
343.40-10 - REFUSE	4,226,669	4,508,604	4,530,000	5,246,000	15.81%
343.40-20 - RECYCLE	303,126	336,129	344,000	399,000	15.99%
343.40-30 - DUMPSTER RENTAL	316,681	204,191	351,000	101,000	(71.23%)
<b>TOTAL CHARGES FOR SERVICES</b>	<b>\$4,846,476</b>	<b>\$5,048,924</b>	<b>\$5,225,000</b>	<b>\$5,746,000</b>	<b>9.97%</b>
<b>INVESTMENT EARNINGS</b>					
361.10-01 - MISCELLANEOUS OPERATING	4,381	-	-	-	(0.00%)
361.15-10 - CUSTODIAL INTEREST	13,240	43,992	-	-	(0.00%)
361.30-00 - NET INC/DEC MKT VALUE	50,645	15,072	-	-	(0.00%)
<b>TOTAL INVESTMENT EARNINGS</b>	<b>\$68,266</b>	<b>\$59,064</b>	<b>-</b>	<b>-</b>	<b>(0.00%)</b>
<b>PRIOR YEAR APPROPRIATIONS</b>					
389.50-12 - UNRESERVED PROPRIETARY	-	-	1,490,207	453,116	(69.59%)
<b>TOTAL PRIOR YEAR APPROPRIATIONS</b>	<b>-</b>	<b>-</b>	<b>\$1,490,207</b>	<b>\$453,116</b>	<b>(69.59%)</b>
<b>MISCELLANEOUS</b>					
364.10-00 - DISPOSITION FIXED ASSETS	2,430	18,262	12,100	-	(100.00%)
365.10-00 - SURPLUS MATERIALS/SCRAP	3,088	2,824	2,900	7,000	141.38%
369.90-00 - MISCELLANEOUS REVENUE	-	10	-	174,586	(0.00%)
369.90-15 - LATE FEE AND PENALTIES	-	(1)	17,400	-	(100.00%)
383.10-10 - INSTALL PURCH PROCEEDS	293,544	-	1,213,880	165,000	(86.41%)
388.14-05 - REIM PRINCIPAL - MARINA	130,000	-	-	-	(0.00%)
<b>TOTAL MISCELLANEOUS</b>	<b>\$429,062</b>	<b>\$21,095</b>	<b>\$1,246,280</b>	<b>\$346,586</b>	<b>(72.19%)</b>
<b>INTERFUND TRANSFERS IN</b>					
381.11-11 - TRANSFER FROM IMPCT FEE	-	-	484,400	-	(100.00%)
381.14-06 - TRANSFER FROM/STRMWATER	170,280	175,388	168,116	208,468	24.00%
<b>TOTAL INTERFUND TRANSFERS IN</b>	<b>\$170,280</b>	<b>\$175,388</b>	<b>\$652,516</b>	<b>\$208,468</b>	<b>(68.05%)</b>
<b>TOTAL FUND</b>	<b>\$5,602,234</b>	<b>\$5,434,576</b>	<b>\$8,902,503</b>	<b>\$6,771,770</b>	<b>(23.93%)</b>



**CITY OF TITUSVILLE  
FY2022 ADOPTED BUDGET**

**EXPENDITURE SUMMARY BY TYPE**

**SOLID WASTE**

	ACTUAL FY2019	ACTUAL FY2020	REVISED BUDGET FY2021	ADOPTED BUDGET FY2022	% CHANGE FY2021 TO FY2022
<b>PERSONNEL SERVICES</b>					
12-01 - PERSONNEL SERVICES	964,886	1,082,742	1,381,465	1,490,074	7.86%
13-01 - TEMP SALARIES/WAGES	28,426	31,435	28,252	-	(100.00%)
14-00 - OVERTIME	175,069	204,187	175,000	158,000	(9.71%)
15-00 - SPECIAL PAY	4,750	6,658	71,500	46,950	(34.34%)
21-01 - FICA TAXES	92,247	102,945	105,909	114,120	7.75%
22-00 - RETIREMENT CONTRIBUTIONS	220,031	197,591	173,884	136,777	(21.34%)
23-01 - GROUP HEALTH INSURANCE	317,307	307,252	361,953	378,070	4.45%
24-01 - WORKERS COMPENSATION	77,430	77,699	85,173	93,690	10.00%
25-01 - UNEMPLOYMENT COMPENSATION	-	563	1,112	3,500	214.75%
28-01 - OTHER EMPLOYEE BENEFITS	106,006	102,494	109,145	117,381	7.55%
<b>TOTAL PERSONNEL SERVICES</b>	<b>\$1,986,152</b>	<b>\$2,113,566</b>	<b>\$2,493,393</b>	<b>\$2,538,562</b>	<b>1.81%</b>
<b>OPERATING EXPENDITURES</b>					
31-01 - PROFESSIONAL SERVICES	229,145	240,549	139,000	149,000	7.19%
40-01 - TRAVEL & PER DIEM	880	-	-	-	(0.00%)
41-01 - COMMUNICATIONS SERVICES	1,415	2,391	2,520	3,000	19.05%
42-01 - FREIGHT & POSTAGE SERVICE	447	374	1,100	1,100	(0.00%)
43-01 - UTILITY SERVICES	13,826	11,314	16,300	16,300	(0.00%)
44-01 - RENTALS & LEASES	(8,402)	7,242	70,652	70,000	(0.92%)
45-01 - INSURANCE	69,520	93,628	89,772	89,557	(0.24%)
46-01 - REPAIR & MAINT SERVICES	1,316,138	1,161,301	1,341,954	1,537,956	14.61%
48-01 - PROMOTIONAL ACTIVITIES	2,236	1,453	3,000	3,000	(0.00%)
49-01 - OTHER CHARGES/GENERAL FUND	692,871	994,920	935,630	1,000,639	6.95%
49-02 - OTHER CHGS/MIS CHARGES	104,032	109,668	106,505	154,684	45.24%
49-99 - OTHER CHARGES/RECLASS MPRB	(519,272)	(171,575)	-	-	(0.00%)
51-01 - OFFICE SUPPLIES	1,555	1,877	2,100	2,100	(0.00%)
52-01 - OPERATING SUPPLIES	64,950	78,492	90,000	90,000	(0.00%)
59-01 - DEPRECIATION	669,399	604,716	-	-	(0.00%)
<b>TOTAL OPERATING EXPENDITURES</b>	<b>\$2,638,740</b>	<b>\$3,136,350</b>	<b>\$2,798,533</b>	<b>\$3,117,336</b>	<b>11.39%</b>



**CITY OF TITUSVILLE  
FY2022 ADOPTED BUDGET**

**EXPENDITURE SUMMARY BY TYPE**

**SOLID WASTE**

	ACTUAL FY2019	ACTUAL FY2020	REVISED BUDGET FY2021	ADOPTED BUDGET FY2022	% CHANGE FY2021 TO FY2022
<b>CAPITAL</b>					
64-00 - MACHINERY & EQUIPMENT	90,123	99,427	133,500	-	(100.00%)
64-10 - MACHINERY & EQUIP/COMPUTERS	-	-	75,189	-	(100.00%)
64-20 - MACHINERY & EQUIP/VEHICLES	331,486	91,065	2,705,771	165,000	(93.90%)
99-97 - OTHER USES	(421,609)	(190,492)	-	-	(0.00%)
<b>TOTAL CAPITAL</b>	<b>-</b>	<b>-</b>	<b>\$2,914,460</b>	<b>\$165,000</b>	<b>(94.34%)</b>
<b>DEBT SERVICE</b>					
71-40 - PRINCIPAL	182,800	272,782	410,187	654,067	59.46%
72-40 - INTEREST	21,722	24,836	29,975	36,407	21.46%
73-02 - OTHER DEBT SVC/AGENT FEES	-	-	6,054	-	(100.00%)
99-98 - OTHER USE/PRINCIPAL RECLASS	227,142	(272,782)	-	-	(0.00%)
<b>TOTAL DEBT SERVICE</b>	<b>\$431,664</b>	<b>\$24,836</b>	<b>\$446,216</b>	<b>\$690,474</b>	<b>54.74%</b>
<b>OPERATING TRANSFERS OUT</b>					
15-02 - TRANSFER TO/IT	-	-	9,674	-	(100.00%)
<b>TOTAL OPERATING TRANSFERS OUT</b>	<b>-</b>	<b>-</b>	<b>\$9,674</b>	<b>-</b>	<b>(100.00%)</b>
<b>FUND BALANCE ALLOCATION</b>					
10-03 - CONTINGENCY UNRESERVED	-	-	240,227	260,398	8.40%
<b>TOTAL FUND BALANCE ALLOCATION</b>	<b>-</b>	<b>-</b>	<b>\$240,227</b>	<b>\$260,398</b>	<b>8.40%</b>
<b>TOTAL FUND</b>	<b>\$5,056,556</b>	<b>\$5,274,752</b>	<b>\$8,902,503</b>	<b>\$6,771,770</b>	<b>(23.93%)</b>





**CITY OF TITUSVILLE  
FY2022 ADOPTED BUDGET**

**EXPENDITURE BY TYPE  
1512 REFUSE**

**SOLID WASTE**

	<b>ACTUAL FY2019</b>	<b>ACTUAL FY2020</b>	<b>REVISED BUDGET FY2021</b>	<b>ADOPTED BUDGET FY2022</b>	<b>% CHANGE FY2021 TO FY2022</b>
<b>PERSONNEL SERVICES</b>					
12-01 - PERSONNEL SERVICES	875,972	990,426	1,251,116	1,383,871	10.61%
13-01 - TEMP SALARIES/WAGES	28,426	31,435	28,252	-	(100.00%)
14-00 - OVERTIME	147,212	175,665	150,000	133,000	(11.33%)
15-00 - SPECIAL PAY	4,300	5,908	65,350	35,400	(45.83%)
21-01 - FICA TAXES	82,553	93,351	95,937	105,995	10.48%
22-00 - RETIREMENT CONTRIBUTIONS	201,842	181,373	156,558	126,910	(18.94%)
23-01 - GROUP HEALTH INSURANCE	271,849	263,175	307,856	315,280	2.41%
24-01 - WORKERS COMPENSATION	69,792	69,581	76,771	84,448	10.00%
28-01 - OTHER EMPLOYEE BENEFITS	18,318	18,069	4,868	8,146	67.34%
<b>TOTAL PERSONNEL SERVICES</b>	<b>\$1,700,264</b>	<b>\$1,828,983</b>	<b>\$2,136,708</b>	<b>\$2,193,050</b>	<b>2.64%</b>
<b>OPERATING EXPENDITURES</b>					
31-01 - PROFESSIONAL SERVICES	85,145	76,549	25,000	25,000	(0.00%)
40-01 - TRAVEL & PER DIEM	880	-	-	-	(0.00%)
41-01 - COMMUNICATIONS SERVICES	1,415	2,391	2,520	3,000	19.05%
42-01 - FREIGHT & POSTAGE SERVICE	407	374	1,000	1,000	(0.00%)
43-01 - UTILITY SERVICES	12,874	11,022	15,000	15,000	(0.00%)
44-01 - RENTALS & LEASES	(8,402)	7,242	70,652	70,000	(0.92%)
45-01 - INSURANCE	30,903	31,279	26,123	26,004	(0.46%)
46-01 - REPAIR & MAINT SERVICES	1,156,437	1,016,105	1,145,253	1,289,296	12.58%
48-01 - PROMOTIONAL ACTIVITIES	2,236	1,453	3,000	3,000	(0.00%)
51-01 - OFFICE SUPPLIES	1,355	1,576	1,700	1,700	(0.00%)
52-01 - OPERATING SUPPLIES	51,815	67,345	75,000	75,000	(0.00%)
<b>TOTAL OPERATING EXPENDITURES</b>	<b>\$1,335,065</b>	<b>\$1,215,336</b>	<b>\$1,365,248</b>	<b>\$1,509,000</b>	<b>10.53%</b>
<b>TOTAL 1512 REFUSE</b>	<b>\$3,035,329</b>	<b>\$3,044,319</b>	<b>\$3,501,956</b>	<b>\$3,702,050</b>	<b>5.71%</b>



**CITY OF TITUSVILLE  
FY2022 ADOPTED BUDGET**

**EXPENDITURE BY TYPE  
1513 RECYCLE**

**SOLID WASTE**

	<b>ACTUAL FY2019</b>	<b>ACTUAL FY2020</b>	<b>REVISED BUDGET FY2021</b>	<b>ADOPTED BUDGET FY2022</b>	<b>% CHANGE FY2021 TO FY2022</b>
<b>PERSONNEL SERVICES</b>					
12-01 - PERSONNEL SERVICES	88,914	92,316	130,349	106,203	(18.52%)
14-00 - OVERTIME	27,857	28,522	25,000	25,000	(0.00%)
15-00 - SPECIAL PAY	450	750	6,150	11,550	87.80%
21-01 - FICA TAXES	9,694	9,594	9,972	8,125	(18.52%)
22-00 - RETIREMENT CONTRIBUTIONS	18,189	16,218	17,326	9,867	(43.05%)
23-01 - GROUP HEALTH INSURANCE	23,796	22,415	31,015	24,464	(21.12%)
24-01 - WORKERS COMPENSATION	7,638	8,118	8,402	9,242	10.00%
28-01 - OTHER EMPLOYEE BENEFITS	1,691	1,662	537	660	22.91%
<b>TOTAL PERSONNEL SERVICES</b>	<b>\$178,229</b>	<b>\$179,595</b>	<b>\$228,751</b>	<b>\$195,111</b>	<b>(14.71%)</b>
<b>OPERATING EXPENDITURES</b>					
31-01 - PROFESSIONAL SERVICES	120,000	140,000	90,000	100,000	11.11%
42-01 - FREIGHT & POSTAGE SERVICE	40	-	100	100	(0.00%)
43-01 - UTILITY SERVICES	952	292	1,300	1,300	(0.00%)
45-01 - INSURANCE	2,866	2,901	2,423	2,412	(0.45%)
46-01 - REPAIR & MAINT SERVICES	159,701	145,196	196,701	234,260	19.09%
51-01 - OFFICE SUPPLIES	200	301	400	400	(0.00%)
52-01 - OPERATING SUPPLIES	13,135	11,147	15,000	15,000	(0.00%)
<b>TOTAL OPERATING EXPENDITURES</b>	<b>\$296,894</b>	<b>\$299,837</b>	<b>\$305,924</b>	<b>\$353,472</b>	<b>15.54%</b>
<b>TOTAL 1513 RECYCLE</b>	<b>\$475,123</b>	<b>\$479,432</b>	<b>\$534,675</b>	<b>\$548,583</b>	<b>2.60%</b>



**CITY OF TITUSVILLE  
FY2022 ADOPTED BUDGET**

**EXPENDITURE SUMMARY BY TYPE  
5555 NON-DEPARTMENTAL**

**SOLID WASTE**

	ACTUAL FY2019	ACTUAL FY2020	REVISED BUDGET FY2021	ADOPTED BUDGET FY2022	% CHANGE FY2021 TO FY2022
<b>PERSONNEL SERVICES</b>					
23-01 - GROUP HEALTH INSURANCE	21,662	21,662	23,082	38,326	66.04%
25-01 - UNEMPLOYMENT COMPENSATION	-	563	1,112	3,500	214.75%
28-01 - OTHER EMPLOYEE BENEFITS	85,997	82,763	103,740	108,575	4.66%
<b>TOTAL PERSONNEL SERVICES</b>	<b>\$107,659</b>	<b>\$104,988</b>	<b>\$127,934</b>	<b>\$150,401</b>	<b>17.56%</b>
<b>OPERATING EXPENDITURES</b>					
31-01 - PROFESSIONAL SERVICES	24,000	24,000	24,000	24,000	(0.00%)
45-01 - INSURANCE	35,751	59,448	61,226	61,141	(0.14%)
46-01 - REPAIR & MAINT SERVICES	-	-	-	14,400	(0.00%)
49-01 - OTHER CHARGES/GENERAL FUND	692,871	994,920	935,630	1,000,639	6.95%
49-02 - OTHER CHGS/MIS CHARGES	104,032	109,668	106,505	154,684	45.24%
49-99 - OTHER CHARGES/RECLASS MPRB	(519,272)	(171,575)	-	-	(0.00%)
59-01 - DEPRECIATION	669,399	604,716	-	-	(0.00%)
<b>TOTAL OPERATING EXPENDITURES</b>	<b>\$1,006,781</b>	<b>\$1,621,177</b>	<b>\$1,127,361</b>	<b>\$1,254,864</b>	<b>11.31%</b>
<b>CAPITAL</b>					
64-00 - MACHINERY & EQUIPMENT	90,123	99,427	133,500	-	(100.00%)
64-10 - MACHINERY & EQUIP/COMPUTERS	-	-	75,189	-	(100.00%)
64-20 - MACHINERY & EQUIP/VEHICLES	331,486	91,065	2,705,771	165,000	(93.90%)
99-97 - OTHER USES	(421,609)	(190,492)	-	-	(0.00%)
<b>TOTAL CAPITAL</b>	<b>-</b>	<b>-</b>	<b>\$2,914,460</b>	<b>\$165,000</b>	<b>(94.34%)</b>
<b>DEBT SERVICE</b>					
71-40 - PRINCIPAL	182,800	272,782	410,187	654,067	59.46%
72-40 - INTEREST	21,722	24,836	29,975	36,407	21.46%
73-02 - OTHER DEBT SVC/AGENT FEES	-	-	6,054	-	(100.00%)
99-98 - OTHER USE/PRINCIPAL RECLASS	227,142	(272,782)	-	-	(0.00%)
<b>TOTAL DEBT SERVICE</b>	<b>\$431,664</b>	<b>\$24,836</b>	<b>\$446,216</b>	<b>\$690,474</b>	<b>54.74%</b>



**CITY OF TITUSVILLE  
FY2022 ADOPTED BUDGET**

**EXPENDITURE SUMMARY BY TYPE  
5555 NON-DEPARTMENTAL**

**SOLID WASTE**

	ACTUAL FY2019	ACTUAL FY2020	REVISED BUDGET FY2021	ADOPTED BUDGET FY2022	% CHANGE FY2021 TO FY2022
<b>OPERATING TRANSFERS OUT</b>					
15-02 - TRANSFER TO/IT	-	-	9,674	-	(100.00%)
<b>TOTAL OPERATING TRANSFERS OUT</b>	<u>-</u>	<u>-</u>	<u>\$9,674</u>	<u>-</u>	<u>(100.00%)</u>
<b>FUND BALANCE ALLOCATION</b>					
10-03 - CONTINGENCY UNRESERVED	-	-	240,227	260,398	8.40%
<b>TOTAL FUND BALANCE ALLOCATION</b>	<u>-</u>	<u>-</u>	<u>\$240,227</u>	<u>\$260,398</u>	<u>8.40%</u>
<b>TOTAL 5555 NON-DEPARTMENTAL</b>	<u>\$1,546,104</u>	<u>\$1,751,001</u>	<u>\$4,865,872</u>	<u>\$2,521,137</u>	<u>(48.19%)</u>



**Vehicle Capital Outlay Schedule  
Fiscal Year 2022**

Fund	Dept Name	Account Number	Project	Description	Adopted Annual Budget
001	Police	001-5555-564.64-20	Z02210	12 Vehicles @ \$54,000 each (3 New, 9 Replacement) <b>(NINE FINANCED \$486,000)</b>	\$ 648,000
001	Fire & Emergency Services	001-5555-564.64-20	Z02216	2022 Pierce Fire Engine (Replaces #8072) <b>(FINANCED)</b>	\$ 690,000
001	Fire & Emergency Services	001-5555-564.64-20	Z02217	2022 Transport Capable Emergency Response Rescue Vehicle (Replaces Excellence Rescue) <b>(FINANCED)</b>	\$ 275,000
001	Fire & Emergency Services	001-5555-564.64-20	Z02218	2022 Chevrolet 2500 HD 4-Dr 4X4 Pickup (Replaces #8687) <b>(FINANCED)</b>	\$ 60,000
001	Support Services-Customer Service	001-5555-564.64-20	Z02219	2021 Hybrid Ford Escape <b>(FINANCED)</b>	\$ 26,500
001	Community Devel-Neighborhood Svcs	001-5555-564.64-20	Z02220	Ford Explorer XLT (Replaces #8219) <b>(FINANCED)</b>	\$ 34,260
001	Public Works-Roads & Streets	001-5555-564.64-20	Z02221	2-54" Mowers (Replaces #8573 and #8574) <b>(FINANCED)</b>	\$ 20,000
001	Public Works-Roads & Streets	001-5555-564.64-20	Z02222	Bucket Truck (Replaces #5003) <b>(FINANCED)</b>	\$ 125,000
001	Public Works-Roads & Streets	001-5555-564.64-20	Z02223	Backhoe (Replaces #911 and #7851) <b>(FINANCED)</b>	\$ 145,000
001	Public Works-Roads & Streets	001-5555-564.64-20	Z02224	Trencher	\$ 10,000
001	Public Works-Roads & Streets	001-5555-564.64-20	Z02225	3 Trailers (Replaces 5 Existing Trailers) <b>(FINANCED)</b>	\$ 45,000
<b>001</b>				<b>TOTAL GENERAL FUND</b>	<b>\$ 2,078,760</b>
401	Water & Sewer-Water Production	401-5555-564.64-20	Z02226	4X4 SUV (Replaces #4710)	\$ 42,000
401	Water & Sewer-Water Production	401-5555-564.64-20	Z02227	Wheel Loader (Replaces Skid Steer)	\$ 95,000
401	Water & Sewer-Water Production	401-5555-564.64-20	Z02228	Tow-Behind Portable Air Compressor	\$ 35,000
401	Water & Sewer-Field Ops	401-5555-564.64-20	Z02229	1.25-T 4X4 Service Truck w/Utility Style Service Body (Replaces #8380)	\$ 75,000
401	Water & Sewer-Field Ops	401-5555-564.64-20	Z02230	1-T 4X4 Service Truck w/Utility Style Service Body (Replaces #8447)	\$ 63,000
401	Water & Sewer-Field Ops	401-5555-564.64-20	Z02231	SUV (Replaces #8099)	\$ 55,000
401	Water & Sewer-Field Ops	401-5555-564.64-20	Z02232	1-T High Roof Cargo Van (Replaces #2940)	\$ 50,000
401	Water & Sewer-Water Reclamation	401-5555-564.64-20	Z02233	1-T Truck w/Service Body and Crane (Replaces #8608)	\$ 60,000
401	Water & Sewer-Electronic Services	401-5555-564.64-20	Z02234	2022 Ford Expedition MAX XL 4X4 (Replaces #7956)	\$ 58,700
<b>401</b>				<b>TOTAL WATER &amp; SEWER UTILITY FUND</b>	<b>\$ 533,700</b>
404	Solid Waste-Refuse	404-5555-564.64-20	Z02235	Grapple (Replaces #8382) <b>(FINANCED)</b>	\$ 165,000
<b>404</b>				<b>TOTAL SOLID WASTE FUND</b>	<b>\$ 165,000</b>
405	Municipal Marina	405-5555-564.64-20	Z02236	Truck with Towing Package	\$ 32,000
<b>405</b>				<b>TOTAL MARINA FUND</b>	<b>\$ 32,000</b>
406	Stormwater Utility Management Fund	406-5555-564.64-20	Z02237	Skid Steer Loader	\$ 62,000
406	Stormwater Utility Management Fund	406-5555-564.64-20	Z02238	54" Mower	\$ 10,000
<b>406</b>				<b>TOTAL STORMWATER UTILITY FUND</b>	<b>\$ 72,000</b>
501	Fleet Management	501-5555-564.64-20	Z02239	1-T Pickup	\$ 50,000
<b>501</b>				<b>TOTAL FLEET FUND</b>	<b>\$ 50,000</b>
				<b>TOTAL VEHICLE REPLACEMENT FOR CURRENT OPERATIONS</b>	<b>\$ 2,931,460</b>



**CITY OF TITUSVILLE  
FY2022 ADOPTED BUDGET**

**REVENUE SUMMARY BY SOURCE**

**MUNICIPAL MARINA**

	ACTUAL FY2019	ACTUAL FY2020	REVISED BUDGET FY2021	ADOPTED BUDGET FY2022	% CHANGE FY2021 TO FY2022
<b>INTERGOVERNMENTAL</b>					
331.50-00 - FEDERAL GRANT/ECON ENV	9,939	29,241	16,501	-	(100.00%)
<b>TOTAL INTERGOVERNMENTAL</b>	<b>\$9,939</b>	<b>\$29,241</b>	<b>\$16,501</b>	<b>-</b>	<b>(100.00%)</b>
<b>CHARGES FOR SERVICES</b>					
347.51-06 - CUBE ICE	5,730	5,121	5,800	5,000	(13.79%)
347.51-12 - CLOTHES	8,155	5,397	8,000	5,500	(31.25%)
347.51-16 - MARINE SUPPLIES	14,148	12,339	14,000	12,500	(10.71%)
347.51-17 - FOOD & SODAS	13,988	12,529	14,000	12,500	(10.71%)
347.51-18 - BEER & WINE SALES	11,241	12,990	11,000	13,000	18.18%
347.51-26 - LAUNDRY	8,596	8,521	9,000	8,500	(5.56%)
347.52-01 - PERMANENT	496,492	486,512	496,000	511,000	3.02%
347.52-02 - MONTHLY	136,358	155,233	144,000	150,600	4.58%
347.52-05 - TRANSIENT	139,416	123,056	120,000	165,000	37.50%
347.52-08 - SLIP USAGE FEE	36,090	439	-	-	(0.00%)
347.52-22 - MOORING FIELD	31,204	29,692	30,000	30,000	(0.00%)
347.53-01 - GASOLINE SALES	68,228	74,978	28,000	70,000	150.00%
347.53-02 - DIESEL SALES	239,127	210,172	219,000	200,000	(8.68%)
347.53-03 - OIL SALES	75	-	-	-	(0.00%)
347.54-01 - PERMANENT ELECTRIC	76,717	76,877	78,000	76,000	(2.56%)
347.54-02 - TRANSIENT ELECTRIC	34,372	36,031	34,000	36,000	5.88%
<b>TOTAL CHARGES FOR SERVICES</b>	<b>\$1,319,937</b>	<b>\$1,249,887</b>	<b>\$1,210,800</b>	<b>\$1,295,600</b>	<b>7.00%</b>
<b>PRIOR YEAR APPROPRIATIONS</b>					
389.50-12 - UNRESERVED PROPRIETARY	-	-	470,308	295,604	(37.15%)
<b>TOTAL PRIOR YEAR APPROPRIATIONS</b>	<b>-</b>	<b>-</b>	<b>\$470,308</b>	<b>\$295,604</b>	<b>(37.15%)</b>
<b>MISCELLANEOUS</b>					
369.90-00 - MISCELLANEOUS REVENUE	1,701	1,000	-	-	(0.00%)
<b>TOTAL MISCELLANEOUS</b>	<b>\$1,701</b>	<b>\$1,000</b>	<b>-</b>	<b>-</b>	<b>(0.00%)</b>
<b>TOTAL FUND</b>	<b>\$1,331,577</b>	<b>\$1,280,128</b>	<b>\$1,697,609</b>	<b>\$1,591,204</b>	<b>(6.27%)</b>



**CITY OF TITUSVILLE  
FY2022 ADOPTED BUDGET**

**EXPENDITURE SUMMARY BY TYPE**

**MUNICIPAL MARINA**

	ACTUAL FY2019	ACTUAL FY2020	REVISED BUDGET FY2021	ADOPTED BUDGET FY2022	% CHANGE FY2021 TO FY2022
<b>PERSONNEL SERVICES</b>					
28-01 - OTHER EMPLOYEE BENEFITS	25,529	26,123	26,506	27,649	4.31%
29-01 - OTHER PERSONNEL SVCS	2,521	2,391	2,736	3,051	11.51%
<b>TOTAL PERSONNEL SERVICES</b>	<b>\$28,050</b>	<b>\$28,514</b>	<b>\$29,242</b>	<b>\$30,700</b>	<b>4.99%</b>
<b>OPERATING EXPENDITURES</b>					
31-01 - PROFESSIONAL SERVICES	491,920	472,378	515,710	539,600	4.63%
35-01 - INVESTIGATIONS	330	269	300	300	(0.00%)
40-01 - TRAVEL & PER DIEM	5,394	4,295	6,300	5,700	(9.52%)
41-01 - COMMUNICATIONS SERVICES	4,154	7,051	6,020	6,020	(0.00%)
42-01 - FREIGHT & POSTAGE SERVICE	1,240	-	240	240	(0.00%)
43-01 - UTILITY SERVICES	121,376	118,750	107,320	107,320	(0.00%)
45-01 - INSURANCE	35,544	37,849	45,881	50,063	9.11%
46-01 - REPAIR & MAINT SERVICES	25	3,381	2,375	3,200	34.74%
48-01 - PROMOTIONAL ACTIVITIES	16,310	15,294	20,400	19,800	(2.94%)
49-01 - OTHER CHARGES/GENERAL FUND	164,495	31,228	26,593	28,290	6.38%
49-99 - OTHER CHARGES/RECLASS MPRB	(7,437)	19,484	-	-	(0.00%)
51-01 - OFFICE SUPPLIES	2,766	2,522	3,000	3,000	(0.00%)
52-01 - OPERATING SUPPLIES	370,419	372,892	328,934	348,548	5.96%
59-01 - DEPRECIATION	173,849	166,014	-	-	(0.00%)
<b>TOTAL OPERATING EXPENDITURES</b>	<b>\$1,380,385</b>	<b>\$1,251,407</b>	<b>\$1,063,073</b>	<b>\$1,112,081</b>	<b>4.61%</b>
<b>CAPITAL</b>					
64-00 - MACHINERY & EQUIPMENT	56,293	49,555	52,000	10,000	(80.77%)
64-10 - MACHINERY & EQUIP/COMPUTERS	-	7,720	8,124	-	(100.00%)
64-20 - MACHINERY & EQUIP/VEHICLES	-	-	-	32,000	(0.00%)
65-00 - CONSTRUCTION IN PROGRESS	-	-	251,461	50,000	(80.12%)
99-97 - OTHER USES	(56,293)	(57,275)	-	-	(0.00%)
<b>TOTAL CAPITAL</b>	<b>-</b>	<b>-</b>	<b>\$311,585</b>	<b>\$92,000</b>	<b>(70.47%)</b>



**CITY OF TITUSVILLE  
FY2022 ADOPTED BUDGET**

**EXPENDITURE SUMMARY BY TYPE**

**MUNICIPAL MARINA**

	<b>ACTUAL FY2019</b>	<b>ACTUAL FY2020</b>	<b>REVISED BUDGET FY2021</b>	<b>ADOPTED BUDGET FY2022</b>	<b>% CHANGE FY2021 TO FY2022</b>
<b>DEBT SERVICE</b>					
99-98 - OTHER USE/PRINCIPAL RECLASS	(130,000)	-	-	-	(0.00%)
<b>TOTAL DEBT SERVICE</b>	<b><u>\$(130,000)</u></b>	<b><u>-</u></b>	<b><u>-</u></b>	<b><u>-</u></b>	<b><u>(0.00%)</u></b>
<b>FUND BALANCE ALLOCATION</b>					
10-03 - CONTINGENCY UNRESERVED	-	-	293,709	356,423	21.35%
<b>TOTAL FUND BALANCE ALLOCATION</b>	<b><u>-</u></b>	<b><u>-</u></b>	<b><u>\$293,709</u></b>	<b><u>\$356,423</u></b>	<b><u>21.35%</u></b>
<b>TOTAL FUND</b>	<b><u>\$1,278,435</u></b>	<b><u>\$1,279,921</u></b>	<b><u>\$1,697,609</u></b>	<b><u>\$1,591,204</u></b>	<b><u>(6.27%)</u></b>





**CITY OF TITUSVILLE  
FY2022 ADOPTED BUDGET**

**EXPENDITURE BY TYPE  
1001 MARINA**

**MUNICIPAL MARINA**

	ACTUAL FY2019	ACTUAL FY2020	REVISED BUDGET FY2021	ADOPTED BUDGET FY2022	% CHANGE FY2021 TO FY2022
<b>PERSONNEL SERVICES</b>					
29-01 - OTHER PERSONNEL SVCS	2,521	2,391	1,824	1,824	(0.00%)
<b>TOTAL PERSONNEL SERVICES</b>	<b>\$2,521</b>	<b>\$2,391</b>	<b>\$1,824</b>	<b>\$1,824</b>	<b>(0.00%)</b>
<b>OPERATING EXPENDITURES</b>					
31-01 - PROFESSIONAL SERVICES	491,920	472,378	515,710	539,600	4.63%
35-01 - INVESTIGATIONS	330	269	300	300	(0.00%)
40-01 - TRAVEL & PER DIEM	5,394	4,295	6,300	5,700	(9.52%)
41-01 - COMMUNICATIONS SERVICES	4,154	7,051	6,020	6,020	(0.00%)
42-01 - FREIGHT & POSTAGE SERVICE	1,240	-	240	240	(0.00%)
43-01 - UTILITY SERVICES	121,376	118,750	107,320	107,320	(0.00%)
46-01 - REPAIR & MAINT SERVICES	25	3,381	2,375	3,200	34.74%
48-01 - PROMOTIONAL ACTIVITIES	16,310	15,294	20,400	19,800	(2.94%)
49-01 - OTHER CHARGES/GENERAL FUND	30,114	31,228	26,593	28,290	6.38%
51-01 - OFFICE SUPPLIES	2,766	2,522	3,000	3,000	(0.00%)
52-01 - OPERATING SUPPLIES	370,419	372,892	328,934	348,548	5.96%
<b>TOTAL OPERATING EXPENDITURES</b>	<b>\$1,044,048</b>	<b>\$1,028,060</b>	<b>\$1,017,192</b>	<b>\$1,062,018</b>	<b>4.41%</b>
<b>TOTAL 1001 MARINA</b>	<b>\$1,046,569</b>	<b>\$1,030,451</b>	<b>\$1,019,016</b>	<b>\$1,063,842</b>	<b>4.40%</b>



**CITY OF TITUSVILLE  
FY2022 ADOPTED BUDGET**

**EXPENDITURE SUMMARY BY TYPE  
5555 NON-DEPARTMENTAL**

**MUNICIPAL MARINA**

	ACTUAL FY2019	ACTUAL FY2020	REVISED BUDGET FY2021	ADOPTED BUDGET FY2022	% CHANGE FY2021 TO FY2022
<b>PERSONNEL SERVICES</b>					
28-01 - OTHER EMPLOYEE BENEFITS	25,529	26,123	26,506	27,649	4.31%
29-01 - OTHER PERSONNEL SVCS	-	-	912	1,227	34.54%
<b>TOTAL PERSONNEL SERVICES</b>	<b>\$25,529</b>	<b>\$26,123</b>	<b>\$27,418</b>	<b>\$28,876</b>	<b>5.32%</b>
<b>OPERATING EXPENDITURES</b>					
45-01 - INSURANCE	35,544	37,849	45,881	50,063	9.11%
49-01 - OTHER CHARGES/GENERAL FUND	134,381	-	-	-	(0.00%)
49-99 - OTHER CHARGES/RECLASS MPRB	(7,437)	19,484	-	-	(0.00%)
59-01 - DEPRECIATION	173,849	166,014	-	-	(0.00%)
<b>TOTAL OPERATING EXPENDITURES</b>	<b>\$336,337</b>	<b>\$223,347</b>	<b>\$45,881</b>	<b>\$50,063</b>	<b>9.11%</b>
<b>CAPITAL</b>					
64-00 - MACHINERY & EQUIPMENT	56,293	49,555	52,000	10,000	(80.77%)
64-10 - MACHINERY & EQUIP/COMPUTERS	-	7,720	8,124	-	(100.00%)
64-20 - MACHINERY & EQUIP/VEHICLES	-	-	-	32,000	(0.00%)
65-00 - CONSTRUCTION IN PROGRESS	-	-	251,461	50,000	(80.12%)
99-97 - OTHER USES	(56,293)	(57,275)	-	-	(0.00%)
<b>TOTAL CAPITAL</b>	<b>-</b>	<b>-</b>	<b>\$311,585</b>	<b>\$92,000</b>	<b>(70.47%)</b>
<b>DEBT SERVICE</b>					
99-98 - OTHER USE/PRINCIPAL RECLASS	(130,000)	-	-	-	(0.00%)
<b>TOTAL DEBT SERVICE</b>	<b>\$(130,000)</b>	<b>-</b>	<b>-</b>	<b>-</b>	<b>(0.00%)</b>
<b>FUND BALANCE ALLOCATION</b>					
10-03 - CONTINGENCY UNRESERVED	-	-	293,709	356,423	21.35%
<b>TOTAL FUND BALANCE ALLOCATION</b>	<b>-</b>	<b>-</b>	<b>\$293,709</b>	<b>\$356,423</b>	<b>21.35%</b>
<b>TOTAL 5555 NON-DEPARTMENTAL</b>	<b>\$231,866</b>	<b>\$249,470</b>	<b>\$678,593</b>	<b>\$527,362</b>	<b>(22.29%)</b>



**Departmental Capital Outlay Schedule  
Fiscal Year 2022**

<b>Fund/Dept</b>	<b>Dept Name</b>	<b>Account Number</b>	<b>Project</b>	<b>Description</b>	<b>Adopted Annual Budget</b>
001/0801	Police	001-5555-564.64-00	Z02201	10 Pac-Set Radios @ \$4,410 each <b>(FINANCED)</b>	\$ 44,100
001/0801	Police	001-5555-564.64-00	Z02202	16 Mobile Radios @ \$5,848 each <b>(FINANCED \$36,935)</b>	\$ 93,568
001/0901	Fire & Emergency Services	001-5555-564.64-00	Z02203	Stryker Automatic Stretcher	\$ 20,000
001/1707	Support Services-Community Relations	001-5555-564.64-00	Z02204	LED Signage City Hall	\$ 45,000
001/1707	Support Services-Community Relations	001-5555-564.64-00	Z02205	LED Lighting Council Chambers	\$ 21,000
				<b>TOTAL GENERAL FUND CURRENT OPERATIONS</b>	<b>\$ 223,668</b>
401/1616	Water & Sewer-Field Ops	401-5555-564.64-00	Z02206	Diesel Powered Light Tower	\$ 15,000
401/1618	Water & Sewer-Water Reclamation	401-5555-564.64-00	Z02207	6-Inch Portable Backup Pump w/ Float Control System	\$ 40,000
401/1619	Water & Sewer-Lab Services	401-5555-564.64-00	Z02208	OMNIS Advanced Titrator	\$ 107,000
				<b>TOTAL WATER &amp; SEWER FUND CURRENT OPERATIONS</b>	<b>\$ 162,000</b>
405/1001	Municipal Marina	405-5555-564.64-00	Z02209	A/C Unit For New Shop Building	\$ 10,000
				<b>TOTAL MUNICIPAL MARINA FUND CURRENT OPERATIONS</b>	<b>\$ 10,000</b>
				<b>TOTAL DEPARTMENTAL CAPITAL OUTLAYS FOR CURRENT OPERATIONS</b>	<b>\$ 395,668</b>



**Vehicle Capital Outlay Schedule  
Fiscal Year 2022**

<b>Fund</b>	<b>Dept Name</b>	<b>Account Number</b>	<b>Project</b>	<b>Description</b>	<b>Adopted Annual Budget</b>
001	Police	001-5555-564.64-20	Z02210	12 Vehicles @ \$54,000 each (3 New, 9 Replacement) <b>(NINE FINANCED \$486,000)</b>	\$ 648,000
001	Fire & Emergency Services	001-5555-564.64-20	Z02216	2022 Pierce Fire Engine (Replaces #8072) <b>(FINANCED)</b>	\$ 690,000
001	Fire & Emergency Services	001-5555-564.64-20	Z02217	2022 Transport Capable Emergency Response Rescue Vehicle (Replaces Excellence Rescue) <b>(FINANCED)</b>	\$ 275,000
001	Fire & Emergency Services	001-5555-564.64-20	Z02218	2022 Chevrolet 2500 HD 4-Dr 4X4 Pickup (Replaces #8687) <b>(FINANCED)</b>	\$ 60,000
001	Support Services-Customer Service	001-5555-564.64-20	Z02219	2021 Hybrid Ford Escape <b>(FINANCED)</b>	\$ 26,500
001	Community Devel-Neighborhood Svcs	001-5555-564.64-20	Z02220	Ford Explorer XLT (Replaces #8219) <b>(FINANCED)</b>	\$ 34,260
001	Public Works-Roads & Streets	001-5555-564.64-20	Z02221	2-54" Mowers (Replaces #8573 and #8574) <b>(FINANCED)</b>	\$ 20,000
001	Public Works-Roads & Streets	001-5555-564.64-20	Z02222	Bucket Truck (Replaces #5003) <b>(FINANCED)</b>	\$ 125,000
001	Public Works-Roads & Streets	001-5555-564.64-20	Z02223	Backhoe (Replaces #911 and #7851) <b>(FINANCED)</b>	\$ 145,000
001	Public Works-Roads & Streets	001-5555-564.64-20	Z02224	Trencher	\$ 10,000
001	Public Works-Roads & Streets	001-5555-564.64-20	Z02225	3 Trailers (Replaces 5 Existing Trailers) <b>(FINANCED)</b>	\$ 45,000
<b>001</b>				<b>TOTAL GENERAL FUND</b>	<b>\$ 2,078,760</b>
401	Water & Sewer-Water Production	401-5555-564.64-20	Z02226	4X4 SUV (Replaces #4710)	\$ 42,000
401	Water & Sewer-Water Production	401-5555-564.64-20	Z02227	Wheel Loader (Replaces Skid Steer)	\$ 95,000
401	Water & Sewer-Water Production	401-5555-564.64-20	Z02228	Tow-Behind Portable Air Compressor	\$ 35,000
401	Water & Sewer-Field Ops	401-5555-564.64-20	Z02229	1.25-T 4X4 Service Truck w/Utility Style Service Body (Replaces #8380)	\$ 75,000
401	Water & Sewer-Field Ops	401-5555-564.64-20	Z02230	1-T 4X4 Service Truck w/Utility Style Service Body (Replaces #8447)	\$ 63,000
401	Water & Sewer-Field Ops	401-5555-564.64-20	Z02231	SUV (Replaces #8099)	\$ 55,000
401	Water & Sewer-Field Ops	401-5555-564.64-20	Z02232	1-T High Roof Cargo Van (Replaces #2940)	\$ 50,000
401	Water & Sewer-Water Reclamation	401-5555-564.64-20	Z02233	1-T Truck w/Service Body and Crane (Replaces #8608)	\$ 60,000
401	Water & Sewer-Electronic Services	401-5555-564.64-20	Z02234	2022 Ford Expedition MAX XL 4X4 (Replaces #7956)	\$ 58,700
<b>401</b>				<b>TOTAL WATER &amp; SEWER UTILITY FUND</b>	<b>\$ 533,700</b>
404	Solid Waste-Refuse	404-5555-564.64-20	Z02235	Grapple (Replaces #8382) <b>(FINANCED)</b>	\$ 165,000
<b>404</b>				<b>TOTAL SOLID WASTE FUND</b>	<b>\$ 165,000</b>
405	Municipal Marina	405-5555-564.64-20	Z02236	Truck with Towing Package	\$ 32,000
<b>405</b>				<b>TOTAL MARINA FUND</b>	<b>\$ 32,000</b>
406	Stormwater Utility Management Fund	406-5555-564.64-20	Z02237	Skid Steer Loader	\$ 62,000
406	Stormwater Utility Management Fund	406-5555-564.64-20	Z02238	54" Mower	\$ 10,000
<b>406</b>				<b>TOTAL STORMWATER UTILITY FUND</b>	<b>\$ 72,000</b>
501	Fleet Management	501-5555-564.64-20	Z02239	1-T Pickup	\$ 50,000
<b>501</b>				<b>TOTAL FLEET FUND</b>	<b>\$ 50,000</b>
				<b>TOTAL VEHICLE REPLACEMENT FOR CURRENT OPERATIONS</b>	<b>\$ 2,931,460</b>



CITY OF TITUSVILLE, FLORIDA  
FIVE-YEAR CAPITAL IMPROVEMENT PLAN  
MUNICIPAL MARINA  
NEW PROJECT REVENUE SOURCES ONLY

SOURCES								
Accounting String	Project Number	Revenue Name	New Project Allocations FY 2022	FY 2023	FY 2024	FY 2025	FY 2026	Totals
405-5555-510.10-01	All Projects	Contingency	\$ 50,000	\$ -	\$ -	\$ -	\$ -	\$ 50,000
		<b>TOTAL SOURCES</b>	<b>\$ 50,000</b>	<b>\$ -</b>	<b>\$ -</b>	<b>\$ -</b>	<b>\$ -</b>	<b>\$ 50,000</b>
USES								
Accounting String	Project Number	Project Name	New Project Allocations FY 2022	FY 2023	FY 2024	FY 2025	FY 2026	Totals
405-5555-565.65-00	MM2201	Main Docks Replacement-Eng. Study	\$ 50,000	\$ -	\$ -	\$ -	\$ -	\$ 50,000
		<b>TOTAL USES</b>	<b>\$ 50,000</b>	<b>\$ -</b>	<b>\$ -</b>	<b>\$ -</b>	<b>\$ -</b>	<b>\$ 50,000</b>



This page has been intentionally left blank.



**CITY OF TITUSVILLE  
FY2022 ADOPTED BUDGET**

**REVENUE SUMMARY BY SOURCE**

**STORMWATER UTILITY MGMT**

	ACTUAL FY2019	ACTUAL FY2020	REVISED BUDGET FY2021	ADOPTED BUDGET FY2022	% CHANGE FY2021 TO FY2022
<b>INTERGOVERNMENTAL</b>					
331.50-11 - FEDERAL GRANT/ARPA	-	-	590,000	-	(100.00%)
335.40-01 - TRANSPORT/MOTOR VEH TAX	424	2,030	1,800	1,400	(22.22%)
337.30-02 - SOIRL/BOCC GRANT	-	-	249,740	-	(100.00%)
<b>TOTAL INTERGOVERNMENTAL</b>	<b>\$424</b>	<b>\$2,030</b>	<b>\$841,540</b>	<b>\$1,400</b>	<b>(99.83%)</b>
<b>CHARGES FOR SERVICES</b>					
341.10-00 - RECORDING FEES	17,220	12,163	12,800	12,500	(2.34%)
343.90-02 - STORMWATER REVENUE	2,533,673	2,658,039	2,662,000	2,806,000	5.41%
<b>TOTAL CHARGES FOR SERVICES</b>	<b>\$2,550,893</b>	<b>\$2,670,202</b>	<b>\$2,674,800</b>	<b>\$2,818,500</b>	<b>5.37%</b>
<b>INVESTMENT EARNINGS</b>					
361.10-70 - LIENS	39,794	38,617	53,000	39,400	(25.66%)
361.15-10 - CUSTODIAL INTEREST	33,407	119,553	-	-	(0.00%)
361.30-00 - NET INC/DEC MKT VALUE	231,414	58,540	-	-	(0.00%)
<b>TOTAL INVESTMENT EARNINGS</b>	<b>\$304,615</b>	<b>\$216,710</b>	<b>\$53,000</b>	<b>\$39,400</b>	<b>(25.66%)</b>
<b>PRIOR YEAR APPROPRIATIONS</b>					
389.50-12 - UNRESERVED PROPRIETARY	-	-	2,609,465	238,763	(90.85%)
<b>TOTAL PRIOR YEAR APPROPRIATIONS</b>	<b>-</b>	<b>-</b>	<b>\$2,609,465</b>	<b>\$238,763</b>	<b>(90.85%)</b>
<b>MISCELLANEOUS</b>					
364.10-00 - DISPOSITION FIXED ASSETS	7,110	-	82,900	-	(100.00%)
369.90-00 - MISCELLANEOUS REVENUE	-	6	-	-	(0.00%)
383.10-10 - INSTALL PURCH PROCEEDS	434,608	-	200,000	448,880	124.44%
<b>TOTAL MISCELLANEOUS</b>	<b>\$441,718</b>	<b>\$6</b>	<b>\$282,900</b>	<b>\$448,880</b>	<b>58.67%</b>
<b>INTERFUND TRANSFERS IN</b>					
381.14-08 - TRANSFER FROM SW CAP	66,051	941,535	-	-	(0.00%)
<b>TOTAL INTERFUND TRANSFERS IN</b>	<b>\$66,051</b>	<b>\$941,535</b>	<b>-</b>	<b>-</b>	<b>(0.00%)</b>
<b>TOTAL FUND</b>	<b>\$3,363,701</b>	<b>\$3,830,483</b>	<b>\$6,461,705</b>	<b>\$3,546,943</b>	<b>(45.11%)</b>



**CITY OF TITUSVILLE  
FY2022 ADOPTED BUDGET**

**EXPENDITURE SUMMARY BY TYPE**

**STORMWATER UTILITY MGMT**

	ACTUAL FY2019	ACTUAL FY2020	REVISED BUDGET FY2021	ADOPTED BUDGET FY2022	% CHANGE FY2021 TO FY2022
<b>PERSONNEL SERVICES</b>					
12-01 - PERSONNEL SERVICES	475,333	518,267	688,041	701,858	2.01%
14-00 - OVERTIME	36,295	43,611	50,000	50,000	(0.00%)
15-00 - SPECIAL PAY	9,509	9,316	36,651	32,651	(10.91%)
21-01 - FICA TAXES	41,332	44,669	53,103	54,450	2.54%
22-00 - RETIREMENT CONTRIBUTIONS	111,253	99,467	85,506	64,457	(24.62%)
23-01 - GROUP HEALTH INSURANCE	142,255	159,983	182,214	180,657	(0.85%)
24-01 - WORKERS COMPENSATION	20,265	20,413	22,292	24,521	10.00%
25-01 - UNEMPLOYMENT COMPENSATION	-	3,300	-	1,500	(0.00%)
28-01 - OTHER EMPLOYEE BENEFITS	57,538	59,334	56,044	60,095	7.23%
29-01 - OTHER PERSONNEL SVCS	2,438	2,277	6,383	4,909	(23.09%)
<b>TOTAL PERSONNEL SERVICES</b>	<b>\$896,218</b>	<b>\$960,637</b>	<b>\$1,180,234</b>	<b>\$1,175,098</b>	<b>(0.44%)</b>
<b>OPERATING EXPENDITURES</b>					
31-01 - PROFESSIONAL SERVICES	14,110	31,564	15,000	15,000	(0.00%)
34-01 - OTHER SERVICES	40,260	42,303	50,000	180,000	260.00%
40-01 - TRAVEL & PER DIEM	-	2,998	3,000	3,000	(0.00%)
41-01 - COMMUNICATIONS SERVICES	1,375	5,339	6,000	6,000	(0.00%)
42-01 - FREIGHT & POSTAGE SERVICE	-	6	500	500	(0.00%)
43-01 - UTILITY SERVICES	12,056	15,538	17,500	17,500	(0.00%)
44-01 - RENTALS & LEASES	12,961	19,593	20,142	21,150	5.00%
45-01 - INSURANCE	24,574	32,521	31,456	31,385	(0.23%)
46-01 - REPAIR & MAINT SERVICES	209,825	153,752	208,062	257,685	23.85%
47-01 - PRINTING & BINDING	314	-	1,000	1,000	(0.00%)
48-01 - PROMOTIONAL ACTIVITIES	1,413	130	1,000	1,000	(0.00%)
49-01 - OTHER CHARGES/GENERAL FUND	319,002	361,066	333,132	367,391	10.28%
49-02 - OTHER CHGS/MIS CHARGES	79,262	83,557	81,147	27,297	(66.36%)
49-99 - OTHER CHARGES/RECLASS MPRB	(85,867)	72,365	-	-	(0.00%)
51-01 - OFFICE SUPPLIES	650	226	1,500	1,500	(0.00%)
52-01 - OPERATING SUPPLIES	43,366	54,141	55,000	55,000	(0.00%)
59-01 - DEPRECIATION	714,565	790,589	-	-	(0.00%)
99-99 - OTHER USES	-	(6)	-	-	(0.00%)
<b>TOTAL OPERATING EXPENDITURES</b>	<b>\$1,387,866</b>	<b>\$1,665,682</b>	<b>\$824,439</b>	<b>\$985,408</b>	<b>19.52%</b>





**CITY OF TITUSVILLE  
FY2022 ADOPTED BUDGET**

**EXPENDITURE SUMMARY BY TYPE**

**STORMWATER UTILITY MGMT**

	ACTUAL FY2019	ACTUAL FY2020	REVISED BUDGET FY2021	ADOPTED BUDGET FY2022	% CHANGE FY2021 TO FY2022
<b>CAPITAL</b>					
64-00 - MACHINERY & EQUIPMENT	59,935	-	-	-	(0.00%)
64-20 - MACHINERY & EQUIP/VEHICLES	465,782	247,389	755,900	72,000	(90.47%)
65-00 - CONSTRUCTION IN PROGRESS	-	170,522	2,879,078	693,796	(75.90%)
99-97 - OTHER USES	(2,331,424)	(2,280,554)	-	-	(0.00%)
<b>TOTAL CAPITAL</b>	<b><u>\$(1,805,707)</u></b>	<b><u>\$(1,862,643)</u></b>	<b><u>\$3,634,978</u></b>	<b><u>\$765,796</u></b>	<b><u>(78.93%)</u></b>
<b>DEBT SERVICE</b>					
71-40 - PRINCIPAL	108,176	159,963	231,594	214,625	(7.33%)
72-99 - INTEREST	6,258	15,069	16,143	18,988	17.62%
73-02 - OTHER DEBT SVC/AGENT FEES	-	-	1,583	-	(100.00%)
99-98 - OTHER USE/PRINCIPAL RECLASS	326,432	(159,963)	-	-	(0.00%)
<b>TOTAL DEBT SERVICE</b>	<b><u>\$440,866</u></b>	<b><u>\$15,069</u></b>	<b><u>\$249,320</u></b>	<b><u>\$233,613</u></b>	<b><u>(6.30%)</u></b>
<b>OPERATING TRANSFERS OUT</b>					
10-01 - TRANSFER TO/GENERAL FUND	121,800	-	-	-	(0.00%)
14-04 - TRANSFER TO/SOLID WASTE	170,280	175,388	168,116	208,468	24.00%
14-08 - TRANSFER TO/STORMWATER CAP	1,391,808	1,220,581	-	-	(0.00%)
15-02 - TRANSFER TO/IT	-	-	7,370	-	(100.00%)
<b>TOTAL OPERATING TRANSFERS OUT</b>	<b><u>\$1,683,888</u></b>	<b><u>\$1,395,969</u></b>	<b><u>\$175,486</u></b>	<b><u>\$208,468</u></b>	<b><u>18.79%</u></b>
<b>FUND BALANCE ALLOCATION</b>					
10-03 - CONTINGENCY UNRESERVED	-	-	354,187	178,560	(49.59%)
20-01 - RESERVED/PROPRIETARY	-	-	43,061	-	(100.00%)
<b>TOTAL FUND BALANCE ALLOCATION</b>	<b><u>-</u></b>	<b><u>-</u></b>	<b><u>\$397,248</u></b>	<b><u>\$178,560</u></b>	<b><u>(55.05%)</u></b>
<b>TOTAL FUND</b>	<b><u>\$2,603,131</u></b>	<b><u>\$2,174,714</u></b>	<b><u>\$6,461,705</u></b>	<b><u>\$3,546,943</u></b>	<b><u>(45.11%)</u></b>



**CITY OF TITUSVILLE  
FY2022 ADOPTED BUDGET**

**EXPENDITURE BY TYPE  
1614 STORMWATER MGMT**

**STORMWATER UTILITY MGMT**

	<b>ACTUAL FY2019</b>	<b>ACTUAL FY2020</b>	<b>REVISED BUDGET FY2021</b>	<b>ADOPTED BUDGET FY2022</b>	<b>% CHANGE FY2021 TO FY2022</b>
<b>PERSONNEL SERVICES</b>					
12-01 - PERSONNEL SERVICES	475,333	518,267	688,041	701,858	2.01%
14-00 - OVERTIME	36,295	43,611	50,000	50,000	(0.00%)
15-00 - SPECIAL PAY	9,509	9,316	36,651	32,651	(10.91%)
21-01 - FICA TAXES	41,332	44,669	53,103	54,450	2.54%
22-00 - RETIREMENT CONTRIBUTIONS	111,253	99,467	85,506	64,457	(24.62%)
23-01 - GROUP HEALTH INSURANCE	131,424	149,152	171,707	161,494	(5.95%)
24-01 - WORKERS COMPENSATION	20,265	20,413	22,292	24,521	10.00%
28-01 - OTHER EMPLOYEE BENEFITS	10,383	10,391	2,786	4,421	58.69%
29-01 - OTHER PERSONNEL SVCS	2,438	2,277	-	-	(0.00%)
<b>TOTAL PERSONNEL SERVICES</b>	<b>\$838,232</b>	<b>\$897,563</b>	<b>\$1,110,086</b>	<b>\$1,093,852</b>	<b>(1.46%)</b>
<b>OPERATING EXPENDITURES</b>					
31-01 - PROFESSIONAL SERVICES	14,110	31,564	15,000	15,000	(0.00%)
34-01 - OTHER SERVICES	40,260	42,303	50,000	180,000	260.00%
40-01 - TRAVEL & PER DIEM	-	2,998	3,000	3,000	(0.00%)
41-01 - COMMUNICATIONS SERVICES	1,375	5,339	6,000	6,000	(0.00%)
42-01 - FREIGHT & POSTAGE SERVICE	-	6	500	500	(0.00%)
43-01 - UTILITY SERVICES	12,056	15,538	17,500	17,500	(0.00%)
44-01 - RENTALS & LEASES	12,961	19,593	20,142	21,150	5.00%
45-01 - INSURANCE	10,441	10,568	8,827	8,787	(0.45%)
46-01 - REPAIR & MAINT SERVICES	209,825	153,752	208,062	257,685	23.85%
47-01 - PRINTING & BINDING	314	-	1,000	1,000	(0.00%)
48-01 - PROMOTIONAL ACTIVITIES	1,413	130	1,000	1,000	(0.00%)
49-01 - OTHER CHARGES/GENERAL FUND	930	215	1,000	1,000	(0.00%)
51-01 - OFFICE SUPPLIES	650	226	1,500	1,500	(0.00%)
52-01 - OPERATING SUPPLIES	43,366	54,141	55,000	55,000	(0.00%)
<b>TOTAL OPERATING EXPENDITURES</b>	<b>\$347,701</b>	<b>\$336,373</b>	<b>\$388,531</b>	<b>\$569,122</b>	<b>46.48%</b>
<b>TOTAL 1614 STORMWATER MGMT</b>	<b>\$1,185,933</b>	<b>\$1,233,936</b>	<b>\$1,498,617</b>	<b>\$1,662,974</b>	<b>10.97%</b>



**CITY OF TITUSVILLE  
FY2022 ADOPTED BUDGET**

**EXPENDITURE SUMMARY BY TYPE  
5555 NON-DEPARTMENTAL**

**STORMWATER UTILITY MGMT**

	ACTUAL FY2019	ACTUAL FY2020	REVISED BUDGET FY2021	ADOPTED BUDGET FY2022	% CHANGE FY2021 TO FY2022
<b>PERSONNEL SERVICES</b>					
23-01 - GROUP HEALTH INSURANCE	10,831	10,831	10,507	19,163	82.38%
25-01 - UNEMPLOYMENT COMPENSATION	-	3,300	-	1,500	(0.00%)
28-01 - OTHER EMPLOYEE BENEFITS	47,155	48,943	53,258	55,674	4.54%
29-01 - OTHER PERSONNEL SVCS	-	-	6,383	4,909	(23.09%)
<b>TOTAL PERSONNEL SERVICES</b>	<b>\$57,986</b>	<b>\$63,074</b>	<b>\$70,148</b>	<b>\$81,246</b>	<b>15.82%</b>
<b>OPERATING EXPENDITURES</b>					
45-01 - INSURANCE	14,133	21,953	22,629	22,598	(0.14%)
49-01 - OTHER CHARGES/GENERAL FUND	318,072	360,851	332,132	366,391	10.31%
49-02 - OTHER CHGS/MIS CHARGES	79,262	83,557	81,147	27,297	(66.36%)
49-99 - OTHER CHARGES/RECLASS MPRB	(85,867)	72,365	-	-	(0.00%)
59-01 - DEPRECIATION	714,565	790,589	-	-	(0.00%)
99-99 - OTHER USES	-	(6)	-	-	(0.00%)
<b>TOTAL OPERATING EXPENDITURES</b>	<b>\$1,040,165</b>	<b>\$1,329,309</b>	<b>\$435,908</b>	<b>\$416,286</b>	<b>(4.50%)</b>
<b>CAPITAL</b>					
64-00 - MACHINERY & EQUIPMENT	59,935	-	-	-	(0.00%)
64-20 - MACHINERY & EQUIP/VEHICLES	465,782	247,389	755,900	72,000	(90.47%)
65-00 - CONSTRUCTION IN PROGRESS	-	170,522	2,879,078	693,796	(75.90%)
99-97 - OTHER USES	(2,331,424)	(2,280,554)	-	-	(0.00%)
<b>TOTAL CAPITAL</b>	<b>\$(1,805,707)</b>	<b>\$(1,862,643)</b>	<b>\$3,634,978</b>	<b>\$765,796</b>	<b>(78.93%)</b>
<b>DEBT SERVICE</b>					
71-40 - PRINCIPAL	108,176	159,963	231,594	214,625	(7.33%)
72-99 - INTEREST	6,258	15,069	16,143	18,988	17.62%
73-02 - OTHER DEBT SVC/AGENT FEES	-	-	1,583	-	(100.00%)
99-98 - OTHER USE/PRINCIPAL RECLASS	326,432	(159,963)	-	-	(0.00%)
<b>TOTAL DEBT SERVICE</b>	<b>\$440,866</b>	<b>\$15,069</b>	<b>\$249,320</b>	<b>\$233,613</b>	<b>(6.30%)</b>



**CITY OF TITUSVILLE  
FY2022 ADOPTED BUDGET**

**EXPENDITURE SUMMARY BY TYPE  
5555 NON-DEPARTMENTAL**

**STORMWATER UTILITY MGMT**

	ACTUAL FY2019	ACTUAL FY2020	REVISED BUDGET FY2021	ADOPTED BUDGET FY2022	% CHANGE FY2021 TO FY2022
<b>OPERATING TRANSFERS OUT</b>					
10-01 - TRANSFER TO/GENERAL FUND	121,800	-	-	-	(0.00%)
14-04 - TRANSFER TO/SOLID WASTE	170,280	175,388	168,116	208,468	24.00%
14-08 - TRANSFER TO/STORMWATER CAP	1,391,808	1,220,581	-	-	(0.00%)
15-02 - TRANSFER TO/IT	-	-	7,370	-	(100.00%)
<b>TOTAL OPERATING TRANSFERS OUT</b>	<b>\$1,683,888</b>	<b>\$1,395,969</b>	<b>\$175,486</b>	<b>\$208,468</b>	<b>18.79%</b>
<b>FUND BALANCE ALLOCATION</b>					
10-03 - CONTINGENCY UNRESERVED	-	-	354,187	178,560	(49.59%)
20-01 - RESERVED/PROPRIETARY	-	-	43,061	-	(100.00%)
<b>TOTAL FUND BALANCE ALLOCATION</b>	<b>-</b>	<b>-</b>	<b>\$397,248</b>	<b>\$178,560</b>	<b>(55.05%)</b>
<b>TOTAL 5555 NON-DEPARTMENTAL</b>	<b>\$1,417,198</b>	<b>\$940,778</b>	<b>\$4,963,088</b>	<b>\$1,883,969</b>	<b>(62.04%)</b>



**Vehicle Capital Outlay Schedule  
Fiscal Year 2022**

<b>Fund</b>	<b>Dept Name</b>	<b>Account Number</b>	<b>Project</b>	<b>Description</b>	<b>Adopted Annual Budget</b>
001	Police	001-5555-564.64-20	Z02210	12 Vehicles @ \$54,000 each (3 New, 9 Replacement) <b>(NINE FINANCED \$486,000)</b>	\$ 648,000
001	Fire & Emergency Services	001-5555-564.64-20	Z02216	2022 Pierce Fire Engine (Replaces #8072) <b>(FINANCED)</b>	\$ 690,000
001	Fire & Emergency Services	001-5555-564.64-20	Z02217	2022 Transport Capable Emergency Response Rescue Vehicle (Replaces Excellence Rescue) <b>(FINANCED)</b>	\$ 275,000
001	Fire & Emergency Services	001-5555-564.64-20	Z02218	2022 Chevrolet 2500 HD 4-Dr 4X4 Pickup (Replaces #8687) <b>(FINANCED)</b>	\$ 60,000
001	Support Services-Customer Service	001-5555-564.64-20	Z02219	2021 Hybrid Ford Escape <b>(FINANCED)</b>	\$ 26,500
001	Community Devel-Neighborhood Svcs	001-5555-564.64-20	Z02220	Ford Explorer XLT (Replaces #8219) <b>(FINANCED)</b>	\$ 34,260
001	Public Works-Roads & Streets	001-5555-564.64-20	Z02221	2-54" Mowers (Replaces #8573 and #8574) <b>(FINANCED)</b>	\$ 20,000
001	Public Works-Roads & Streets	001-5555-564.64-20	Z02222	Bucket Truck (Replaces #5003) <b>(FINANCED)</b>	\$ 125,000
001	Public Works-Roads & Streets	001-5555-564.64-20	Z02223	Backhoe (Replaces #911 and #7851) <b>(FINANCED)</b>	\$ 145,000
001	Public Works-Roads & Streets	001-5555-564.64-20	Z02224	Trencher	\$ 10,000
001	Public Works-Roads & Streets	001-5555-564.64-20	Z02225	3 Trailers (Replaces 5 Existing Trailers) <b>(FINANCED)</b>	\$ 45,000
<b>001</b>				<b>TOTAL GENERAL FUND</b>	<b>\$ 2,078,760</b>
401	Water & Sewer-Water Production	401-5555-564.64-20	Z02226	4X4 SUV (Replaces #4710)	\$ 42,000
401	Water & Sewer-Water Production	401-5555-564.64-20	Z02227	Wheel Loader (Replaces Skid Steer)	\$ 95,000
401	Water & Sewer-Water Production	401-5555-564.64-20	Z02228	Tow-Behind Portable Air Compressor	\$ 35,000
401	Water & Sewer-Field Ops	401-5555-564.64-20	Z02229	1.25-T 4X4 Service Truck w/Utility Style Service Body (Replaces #8380)	\$ 75,000
401	Water & Sewer-Field Ops	401-5555-564.64-20	Z02230	1-T 4X4 Service Truck w/Utility Style Service Body (Replaces #8447)	\$ 63,000
401	Water & Sewer-Field Ops	401-5555-564.64-20	Z02231	SUV (Replaces #8099)	\$ 55,000
401	Water & Sewer-Field Ops	401-5555-564.64-20	Z02232	1-T High Roof Cargo Van (Replaces #2940)	\$ 50,000
401	Water & Sewer-Water Reclamation	401-5555-564.64-20	Z02233	1-T Truck w/Service Body and Crane (Replaces #8608)	\$ 60,000
401	Water & Sewer-Electronic Services	401-5555-564.64-20	Z02234	2022 Ford Expedition MAX XL 4X4 (Replaces #7956)	\$ 58,700
<b>401</b>				<b>TOTAL WATER &amp; SEWER UTILITY FUND</b>	<b>\$ 533,700</b>
404	Solid Waste-Refuse	404-5555-564.64-20	Z02235	Grapple (Replaces #8382) <b>(FINANCED)</b>	\$ 165,000
<b>404</b>				<b>TOTAL SOLID WASTE FUND</b>	<b>\$ 165,000</b>
405	Municipal Marina	405-5555-564.64-20	Z02236	Truck with Towing Package	\$ 32,000
<b>405</b>				<b>TOTAL MARINA FUND</b>	<b>\$ 32,000</b>
406	Stormwater Utility Management Fund	406-5555-564.64-20	Z02237	Skid Steer Loader	\$ 62,000
406	Stormwater Utility Management Fund	406-5555-564.64-20	Z02238	54" Mower	\$ 10,000
<b>406</b>				<b>TOTAL STORMWATER UTILITY FUND</b>	<b>\$ 72,000</b>
501	Fleet Management	501-5555-564.64-20	Z02239	1-T Pickup	\$ 50,000
<b>501</b>				<b>TOTAL FLEET FUND</b>	<b>\$ 50,000</b>
				<b>TOTAL VEHICLE REPLACEMENT FOR CURRENT OPERATIONS</b>	<b>\$ 2,931,460</b>



**CITY OF TITUSVILLE, FLORIDA  
FIVE-YEAR CAPITAL IMPROVEMENT PLAN  
STORMWATER UTILITIES FUND  
NEW PROJECT REVENUE SOURCES ONLY**

<b>SOURCES</b>								
<b>Accounting String</b>	<b>Project Number</b>	<b>Revenue Name</b>	<b>New Project Allocations FY 2022</b>	<b>FY 2023</b>	<b>FY 2024</b>	<b>FY 2025</b>	<b>FY 2026</b>	<b>Totals</b>
406-5555-589.10-01	All Projects	Contingency Unreserved	\$ 693,796	\$ -	\$ -	\$ -	\$ -	\$ 693,796
		<b>TOTAL SOURCES</b>	<b>\$ 693,796</b>	<b>\$ -</b>	<b>\$ -</b>	<b>\$ -</b>	<b>\$ -</b>	<b>\$ 693,796</b>
<b>USES</b>								
<b>Accounting String</b>	<b>Project Number</b>	<b>Project Name</b>	<b>New Project Allocations FY 2022</b>	<b>FY 2023</b>	<b>FY 2024</b>	<b>FY 2025</b>	<b>FY 2026</b>	<b>Totals</b>
406-5555-565.65-00	SU2201	Cure In Place Pipe	\$ 193,796					\$ 193,796
406-5555-565.65-00	SU2202	Drainage Improvements	\$ 300,000					\$ 300,000
406-5555-565.65-00	SU2203	Water Quality Improvements	\$ 200,000					\$ 200,000
		<b>TOTAL USES</b>	<b>\$ 693,796</b>	<b>\$ -</b>	<b>\$ -</b>	<b>\$ -</b>	<b>\$ -</b>	<b>\$ 693,796</b>



This page has been intentionally left blank.



**CITY OF TITUSVILLE  
FY2022 ADOPTED BUDGET**

**REVENUE SUMMARY BY SOURCE**

**FLEET MANAGEMENT**

	ACTUAL FY2019	ACTUAL FY2020	REVISED BUDGET FY2021	ADOPTED BUDGET FY2022	% CHANGE FY2021 TO FY2022
<b>INTERGOVERNMENTAL</b>					
335.40-01 - TRANSPORT/MOTOR VEH TAX	43	294	-	-	(0.00%)
<b>TOTAL INTERGOVERNMENTAL</b>	<b>\$43</b>	<b>\$294</b>	<b>-</b>	<b>-</b>	<b>(0.00%)</b>
<b>CHARGES FOR SERVICES</b>					
341.20-11 - INTERNAL SVC CHGS-FLEET	3,182,597	2,780,740	3,280,106	3,677,131	12.10%
<b>TOTAL CHARGES FOR SERVICES</b>	<b>\$3,182,597</b>	<b>\$2,780,740</b>	<b>\$3,280,106</b>	<b>\$3,677,131</b>	<b>12.10%</b>
<b>PRIOR YEAR APPROPRIATIONS</b>					
389.50-12 - UNRESERVED PROPRIETARY	-	-	88,133	114,697	30.14%
<b>TOTAL PRIOR YEAR APPROPRIATIONS</b>	<b>-</b>	<b>-</b>	<b>\$88,133</b>	<b>\$114,697</b>	<b>30.14%</b>
<b>MISCELLANEOUS</b>					
364.10-00 - DISPOSITION FIXED ASSETS	40	1,255	-	-	(0.00%)
<b>TOTAL MISCELLANEOUS</b>	<b>\$40</b>	<b>\$1,255</b>	<b>-</b>	<b>-</b>	<b>(0.00%)</b>
<b>TOTAL FUND</b>	<b>\$3,182,680</b>	<b>\$2,782,289</b>	<b>\$3,368,239</b>	<b>\$3,791,828</b>	<b>12.58%</b>





**CITY OF TITUSVILLE  
FY2022 ADOPTED BUDGET**

**EXPENDITURE SUMMARY BY TYPE**

**FLEET MANAGEMENT**

	<b>ACTUAL FY2019</b>	<b>ACTUAL FY2020</b>	<b>REVISED BUDGET FY2021</b>	<b>ADOPTED BUDGET FY2022</b>	<b>% CHANGE FY2021 TO FY2022</b>
<b>PERSONNEL SERVICES</b>					
12-01 - PERSONNEL SERVICES	350,158	385,356	412,515	456,206	10.59%
14-00 - OVERTIME	11,788	35,646	50,000	50,000	(0.00%)
15-00 - SPECIAL PAY	7,523	7,675	14,100	26,950	91.13%
21-01 - FICA TAXES	29,400	34,053	32,053	34,937	9.00%
22-00 - RETIREMENT CONTRIBUTIONS	68,864	65,438	50,190	42,492	(15.34%)
23-01 - GROUP HEALTH INSURANCE	84,720	97,339	106,372	111,081	4.43%
24-01 - WORKERS COMPENSATION	8,158	8,280	8,974	9,871	10.00%
25-01 - UNEMPLOYMENT COMPENSATION	-	-	-	4,500	(0.00%)
28-01 - OTHER EMPLOYEE BENEFITS	50,169	49,949	43,438	46,310	6.61%
<b>TOTAL PERSONNEL SERVICES</b>	<b>\$610,780</b>	<b>\$683,736</b>	<b>\$717,642</b>	<b>\$782,347</b>	<b>9.02%</b>
<b>OPERATING EXPENDITURES</b>					
31-01 - PROFESSIONAL SERVICES	-	-	16,272	6,000	(63.13%)
40-01 - TRAVEL & PER DIEM	528	-	5,000	5,000	(0.00%)
41-01 - COMMUNICATIONS SERVICES	1,174	1,144	1,480	1,480	(0.00%)
43-01 - UTILITY SERVICES	12,962	13,721	14,750	16,500	11.86%
44-01 - RENTALS & LEASES	-	-	10,000	10,500	5.00%
45-01 - INSURANCE	27,113	45,242	46,380	46,313	(0.14%)
46-01 - REPAIR & MAINT SERVICES	25,583	16,956	28,759	28,906	0.51%
49-01 - OTHER CHARGES/GENERAL FUND	251,865	284,093	261,483	288,454	10.31%
49-02 - OTHER CHGS/MIS CHARGES	92,945	97,980	95,155	80,008	(15.92%)
49-99 - OTHER CHARGES/RECLASS MPRB	(24,687)	(42,139)	-	-	(0.00%)
51-01 - OFFICE SUPPLIES	1,349	850	1,500	2,000	33.33%
52-01 - OPERATING SUPPLIES	2,162,439	1,970,162	2,062,750	1,949,300	(5.50%)
59-01 - DEPRECIATION	17,582	17,582	-	-	(0.00%)
99-99 - OTHER USES	(4,312)	(4)	-	-	(0.00%)
<b>TOTAL OPERATING EXPENDITURES</b>	<b>\$2,564,541</b>	<b>\$2,405,587</b>	<b>\$2,543,529</b>	<b>\$2,434,461</b>	<b>(4.29%)</b>



**CITY OF TITUSVILLE  
FY2022 ADOPTED BUDGET**

**EXPENDITURE SUMMARY BY TYPE**

**FLEET MANAGEMENT**

	ACTUAL FY2019	ACTUAL FY2020	REVISED BUDGET FY2021	ADOPTED BUDGET FY2022	% CHANGE FY2021 TO FY2022
<b>CAPITAL</b>					
64-20 - MACHINERY & EQUIP/VEHICLES	-	-	-	50,000	(0.00%)
<b>TOTAL CAPITAL</b>	<b>-</b>	<b>-</b>	<b>-</b>	<b>\$50,000</b>	<b>(0.00%)</b>
<b>OPERATING TRANSFERS OUT</b>					
15-02 - TRANSFER TO/IT	-	-	8,643	-	(100.00%)
<b>TOTAL OPERATING TRANSFERS OUT</b>	<b>-</b>	<b>-</b>	<b>\$8,643</b>	<b>-</b>	<b>(100.00%)</b>
<b>FUND BALANCE ALLOCATION</b>					
10-03 - CONTINGENCY UNRESERVED	-	-	98,425	525,020	433.42%
<b>TOTAL FUND BALANCE ALLOCATION</b>	<b>-</b>	<b>-</b>	<b>\$98,425</b>	<b>\$525,020</b>	<b>433.42%</b>
<b>TOTAL FUND</b>	<b>\$3,175,321</b>	<b>\$3,089,323</b>	<b>\$3,368,239</b>	<b>\$3,791,828</b>	<b>12.58%</b>



**CITY OF TITUSVILLE  
FY2022 ADOPTED BUDGET**

**EXPENDITURE BY TYPE  
1509 FLEET MANAGEMENT**

**FLEET MANAGEMENT**

	<b>ACTUAL FY2019</b>	<b>ACTUAL FY2020</b>	<b>REVISED BUDGET FY2021</b>	<b>ADOPTED BUDGET FY2022</b>	<b>% CHANGE FY2021 TO FY2022</b>
<b>PERSONNEL SERVICES</b>					
12-01 - PERSONNEL SERVICES	350,158	385,356	412,515	456,206	10.59%
14-00 - OVERTIME	11,788	35,646	50,000	50,000	(0.00%)
15-00 - SPECIAL PAY	7,523	7,675	14,100	26,950	91.13%
21-01 - FICA TAXES	29,400	34,053	32,053	34,937	9.00%
22-00 - RETIREMENT CONTRIBUTIONS	68,864	65,438	50,190	42,492	(15.34%)
23-01 - GROUP HEALTH INSURANCE	78,349	90,968	99,454	102,370	2.93%
24-01 - WORKERS COMPENSATION	8,158	8,280	8,974	9,871	10.00%
28-01 - OTHER EMPLOYEE BENEFITS	6,430	6,750	1,695	2,837	67.37%
<b>TOTAL PERSONNEL SERVICES</b>	<b>\$560,670</b>	<b>\$634,166</b>	<b>\$668,981</b>	<b>\$725,663</b>	<b>8.47%</b>
<b>OPERATING EXPENDITURES</b>					
31-01 - PROFESSIONAL SERVICES	-	-	16,272	6,000	(63.13%)
40-01 - TRAVEL & PER DIEM	528	-	5,000	5,000	(0.00%)
41-01 - COMMUNICATIONS SERVICES	1,174	1,144	1,480	1,480	(0.00%)
43-01 - UTILITY SERVICES	12,962	13,721	14,750	16,500	11.86%
44-01 - RENTALS & LEASES	-	-	10,000	10,500	5.00%
45-01 - INSURANCE	1,099	1,112	929	925	(0.43%)
46-01 - REPAIR & MAINT SERVICES	25,583	16,956	28,759	28,906	0.51%
51-01 - OFFICE SUPPLIES	1,349	850	1,500	2,000	33.33%
52-01 - OPERATING SUPPLIES	33,146	31,046	45,000	39,000	(13.33%)
<b>TOTAL OPERATING EXPENDITURES</b>	<b>\$75,841</b>	<b>\$64,829</b>	<b>\$123,690</b>	<b>\$110,311</b>	<b>(10.82%)</b>
<b>TOTAL 1509 FLEET MANAGEMENT</b>	<b>\$636,511</b>	<b>\$698,995</b>	<b>\$792,671</b>	<b>\$835,974</b>	<b>5.46%</b>



**CITY OF TITUSVILLE  
FY2022 ADOPTED BUDGET**

**EXPENDITURE SUMMARY BY TYPE  
5555 NON-DEPARTMENTAL**

**FLEET MANAGEMENT**

	ACTUAL FY2019	ACTUAL FY2020	REVISED BUDGET FY2021	ADOPTED BUDGET FY2022	% CHANGE FY2021 TO FY2022
<b>PERSONNEL SERVICES</b>					
23-01 - GROUP HEALTH INSURANCE	6,371	6,371	6,918	8,711	25.92%
25-01 - UNEMPLOYMENT COMPENSATION	-	-	-	4,500	(0.00%)
28-01 - OTHER EMPLOYEE BENEFITS	43,739	43,199	41,743	43,473	4.14%
<b>TOTAL PERSONNEL SERVICES</b>	<b>\$50,110</b>	<b>\$49,570</b>	<b>\$48,661</b>	<b>\$56,684</b>	<b>16.49%</b>
<b>OPERATING EXPENDITURES</b>					
45-01 - INSURANCE	26,014	44,130	45,451	45,388	(0.14%)
49-01 - OTHER CHARGES/GENERAL FUND	251,865	284,093	261,483	288,454	10.31%
49-02 - OTHER CHGS/MIS CHARGES	92,945	97,980	95,155	80,008	(15.92%)
49-99 - OTHER CHARGES/RECLASS MPRB	(24,687)	(42,139)	-	-	(0.00%)
52-01 - OPERATING SUPPLIES	2,129,293	1,939,116	2,017,750	1,910,300	(5.33%)
59-01 - DEPRECIATION	17,582	17,582	-	-	(0.00%)
99-99 - OTHER USES	(4,312)	(4)	-	-	(0.00%)
<b>TOTAL OPERATING EXPENDITURES</b>	<b>\$2,488,700</b>	<b>\$2,340,758</b>	<b>\$2,419,839</b>	<b>\$2,324,150</b>	<b>(3.95%)</b>
<b>CAPITAL</b>					
64-20 - MACHINERY & EQUIP/VEHICLES	-	-	-	50,000	(0.00%)
<b>TOTAL CAPITAL</b>	<b>-</b>	<b>-</b>	<b>-</b>	<b>\$50,000</b>	<b>(0.00%)</b>
<b>OPERATING TRANSFERS OUT</b>					
15-02 - TRANSFER TO/IT	-	-	8,643	-	(100.00%)
<b>TOTAL OPERATING TRANSFERS OUT</b>	<b>-</b>	<b>-</b>	<b>\$8,643</b>	<b>-</b>	<b>(100.00%)</b>
<b>FUND BALANCE ALLOCATION</b>					
10-03 - CONTINGENCY UNRESERVED	-	-	98,425	525,020	433.42%
<b>TOTAL FUND BALANCE ALLOCATION</b>	<b>-</b>	<b>-</b>	<b>\$98,425</b>	<b>\$525,020</b>	<b>433.42%</b>
<b>TOTAL 5555 NON-DEPARTMENTAL</b>	<b>\$2,538,810</b>	<b>\$2,390,328</b>	<b>\$2,575,568</b>	<b>\$2,955,854</b>	<b>14.77%</b>



**Vehicle Capital Outlay Schedule  
Fiscal Year 2022**

Fund	Dept Name	Account Number	Project	Description	Adopted Annual Budget
001	Police	001-5555-564.64-20	Z02210	12 Vehicles @ \$54,000 each (3 New, 9 Replacement) <b>(NINE FINANCED \$486,000)</b>	\$ 648,000
001	Fire & Emergency Services	001-5555-564.64-20	Z02216	2022 Pierce Fire Engine (Replaces #8072) <b>(FINANCED)</b>	\$ 690,000
001	Fire & Emergency Services	001-5555-564.64-20	Z02217	2022 Transport Capable Emergency Response Rescue Vehicle (Replaces Excellence Rescue) <b>(FINANCED)</b>	\$ 275,000
001	Fire & Emergency Services	001-5555-564.64-20	Z02218	2022 Chevrolet 2500 HD 4-Dr 4X4 Pickup (Replaces #8687) <b>(FINANCED)</b>	\$ 60,000
001	Support Services-Customer Service	001-5555-564.64-20	Z02219	2021 Hybrid Ford Escape <b>(FINANCED)</b>	\$ 26,500
001	Community Devel-Neighborhood Svcs	001-5555-564.64-20	Z02220	Ford Explorer XLT (Replaces #8219) <b>(FINANCED)</b>	\$ 34,260
001	Public Works-Roads & Streets	001-5555-564.64-20	Z02221	2-54" Mowers (Replaces #8573 and #8574) <b>(FINANCED)</b>	\$ 20,000
001	Public Works-Roads & Streets	001-5555-564.64-20	Z02222	Bucket Truck (Replaces #5003) <b>(FINANCED)</b>	\$ 125,000
001	Public Works-Roads & Streets	001-5555-564.64-20	Z02223	Backhoe (Replaces #911 and #7851) <b>(FINANCED)</b>	\$ 145,000
001	Public Works-Roads & Streets	001-5555-564.64-20	Z02224	Trencher	\$ 10,000
001	Public Works-Roads & Streets	001-5555-564.64-20	Z02225	3 Trailers (Replaces 5 Existing Trailers) <b>(FINANCED)</b>	\$ 45,000
<b>001</b>				<b>TOTAL GENERAL FUND</b>	<b>\$ 2,078,760</b>
401	Water & Sewer-Water Production	401-5555-564.64-20	Z02226	4X4 SUV (Replaces #4710)	\$ 42,000
401	Water & Sewer-Water Production	401-5555-564.64-20	Z02227	Wheel Loader (Replaces Skid Steer)	\$ 95,000
401	Water & Sewer-Water Production	401-5555-564.64-20	Z02228	Tow-Behind Portable Air Compressor	\$ 35,000
401	Water & Sewer-Field Ops	401-5555-564.64-20	Z02229	1.25-T 4X4 Service Truck w/Utility Style Service Body (Replaces #8380)	\$ 75,000
401	Water & Sewer-Field Ops	401-5555-564.64-20	Z02230	1-T 4X4 Service Truck w/Utility Style Service Body (Replaces #8447)	\$ 63,000
401	Water & Sewer-Field Ops	401-5555-564.64-20	Z02231	SUV (Replaces #8099)	\$ 55,000
401	Water & Sewer-Field Ops	401-5555-564.64-20	Z02232	1-T High Roof Cargo Van (Replaces #2940)	\$ 50,000
401	Water & Sewer-Water Reclamation	401-5555-564.64-20	Z02233	1-T Truck w/Service Body and Crane (Replaces #8608)	\$ 60,000
401	Water & Sewer-Electronic Services	401-5555-564.64-20	Z02234	2022 Ford Expedition MAX XL 4X4 (Replaces #7956)	\$ 58,700
<b>401</b>				<b>TOTAL WATER &amp; SEWER UTILITY FUND</b>	<b>\$ 533,700</b>
404	Solid Waste-Refuse	404-5555-564.64-20	Z02235	Grapple (Replaces #8382) <b>(FINANCED)</b>	\$ 165,000
<b>404</b>				<b>TOTAL SOLID WASTE FUND</b>	<b>\$ 165,000</b>
405	Municipal Marina	405-5555-564.64-20	Z02236	Truck with Towing Package	\$ 32,000
<b>405</b>				<b>TOTAL MARINA FUND</b>	<b>\$ 32,000</b>
406	Stormwater Utility Management Fund	406-5555-564.64-20	Z02237	Skid Steer Loader	\$ 62,000
406	Stormwater Utility Management Fund	406-5555-564.64-20	Z02238	54" Mower	\$ 10,000
<b>406</b>				<b>TOTAL STORMWATER UTILITY FUND</b>	<b>\$ 72,000</b>
501	Fleet Management	501-5555-564.64-20	Z02239	1-T Pickup	\$ 50,000
<b>501</b>				<b>TOTAL FLEET FUND</b>	<b>\$ 50,000</b>
				<b>TOTAL VEHICLE REPLACEMENT FOR CURRENT OPERATIONS</b>	<b>\$ 2,931,460</b>



**CITY OF TITUSVILLE  
FY2022 ADOPTED BUDGET**

**REVENUE SUMMARY BY SOURCE**

**INFORMATION TECHNOLOGY**

	ACTUAL FY2019	ACTUAL FY2020	REVISED BUDGET FY2021	ADOPTED BUDGET FY2022	% CHANGE FY2021 TO FY2022
<b>INTERGOVERNMENTAL</b>					
331.50-07 - FEDERAL GRANT/CARES REIMBUR	-	2,784	-	-	(0.00%)
335.40-01 - TRANSPORT/MOTOR VEH TAX	6	20	-	-	(0.00%)
<b>TOTAL INTERGOVERNMENTAL</b>	<b>\$6</b>	<b>\$2,804</b>	<b>-</b>	<b>-</b>	<b>(0.00%)</b>
<b>CHARGES FOR SERVICES</b>					
341.20-01 - INTERNAL SVC CHGS-GF	1,284,476	1,266,545	1,256,158	1,758,029	39.95%
341.21-18 - BUILDING	-	103,519	100,468	109,253	8.74%
341.24-01 - WATER & SEWER	804,286	841,534	817,266	621,361	(23.97%)
341.24-04 - SOLID WASTE	104,032	109,668	106,505	154,684	45.24%
341.24-06 - STORMWATER UTILITY	79,262	83,557	81,147	27,297	(66.36%)
341.25-01 - FLEET MANAGEMENT	92,945	97,980	95,155	80,008	(15.92%)
341.90-99 - CHARGES FOR SVCS - MISC	11,196	-	-	-	(0.00%)
<b>TOTAL CHARGES FOR SERVICES</b>	<b>\$2,376,197</b>	<b>\$2,502,803</b>	<b>\$2,456,699</b>	<b>\$2,750,632</b>	<b>11.96%</b>
<b>PRIOR YEAR APPROPRIATIONS</b>					
389.50-12 - UNRESERVED PROPRIETARY	-	-	640,751	-	(100.00%)
<b>TOTAL PRIOR YEAR APPROPRIATIONS</b>	<b>-</b>	<b>-</b>	<b>\$640,751</b>	<b>-</b>	<b>(100.00%)</b>
<b>MISCELLANEOUS</b>					
364.10-00 - DISPOSITION FIXED ASSETS	-	(32,646)	-	-	(0.00%)
369.90-00 - MISCELLANEOUS REVENUE	109	-	-	1,581	(0.00%)
383.10-10 - INSTALL PURCH PROCEEDS	298,811	-	200,000	-	(100.00%)
<b>TOTAL MISCELLANEOUS</b>	<b>\$298,920</b>	<b>\$(32,646)</b>	<b>\$200,000</b>	<b>\$1,581</b>	<b>(99.21%)</b>
<b>INTERFUND TRANSFERS IN</b>					
381.10-01 - TRANSFER FROM GEN FUND	22,500	-	110,315	-	(100.00%)
381.11-18 - TRANSFER FROM/BUILDING INSP	-	-	9,125	-	(100.00%)
381.14-01 - TRANSFER FROM/WTR & SEW	10,943	-	74,231	-	(100.00%)
381.14-04 - TRANSFER FROM/SOLID WASTE	-	-	9,674	-	(100.00%)
381.14-06 - TRANSFER FROM/STRMWATER	-	-	7,370	-	(100.00%)
381.15-01 - TRANSFER FROM FLEET MAINTEN	-	-	8,643	-	(100.00%)
<b>TOTAL INTERFUND TRANSFERS IN</b>	<b>\$33,443</b>	<b>-</b>	<b>\$219,358</b>	<b>-</b>	<b>(100.00%)</b>
<b>TOTAL FUND</b>	<b>\$2,708,566</b>	<b>\$2,472,961</b>	<b>\$3,516,808</b>	<b>\$2,752,213</b>	<b>(21.74%)</b>



**CITY OF TITUSVILLE  
FY2022 ADOPTED BUDGET**

**EXPENDITURE SUMMARY BY TYPE**

**INFORMATION TECHNOLOGY**

	ACTUAL FY2019	ACTUAL FY2020	REVISED BUDGET FY2021	ADOPTED BUDGET FY2022	% CHANGE FY2021 TO FY2022
<b>PERSONNEL SERVICES</b>					
12-01 - PERSONNEL SERVICES	485,440	590,768	614,509	631,533	2.77%
13-01 - TEMP SALARIES/WAGES	27,176	24,917	28,450	-	(100.00%)
14-00 - OVERTIME	4,592	4,531	3,900	3,750	(3.85%)
15-00 - SPECIAL PAY	2,400	2,700	2,700	2,700	(0.00%)
21-01 - FICA TAXES	43,283	52,335	47,436	48,739	2.75%
22-00 - RETIREMENT CONTRIBUTIONS	91,651	102,744	80,045	66,973	(16.33%)
23-01 - GROUP HEALTH INSURANCE	95,049	100,006	111,355	108,146	(2.88%)
24-01 - WORKERS COMPENSATION	815	981	815	897	10.06%
28-01 - OTHER EMPLOYEE BENEFITS	13,552	15,308	8,129	9,790	20.43%
<b>TOTAL PERSONNEL SERVICES</b>	<b>\$763,958</b>	<b>\$894,290</b>	<b>\$897,339</b>	<b>\$872,528</b>	<b>(2.76%)</b>
<b>OPERATING EXPENDITURES</b>					
31-01 - PROFESSIONAL SERVICES	7,109	28,953	58,000	106,990	84.47%
40-01 - TRAVEL & PER DIEM	45	-	2,000	2,000	(0.00%)
41-01 - COMMUNICATIONS SERVICES	107,757	113,666	173,577	171,196	(1.37%)
42-01 - FREIGHT & POSTAGE SERVICE	4	82	100	100	(0.00%)
43-01 - UTILITY SERVICES	4,230	3,888	4,095	4,218	3.00%
44-01 - RENTALS & LEASES	-	-	2,020	-	(100.00%)
45-01 - INSURANCE	20,550	35,228	36,286	36,237	(0.14%)
46-01 - REPAIR & MAINT SERVICES	687,309	549,269	643,251	699,321	8.72%
49-01 - OTHER CHARGES/GENERAL FUND	227,285	259,946	239,258	263,937	10.31%
49-99 - OTHER CHARGES/RECLASS MPRB	(16,170)	(1,230)	-	-	(0.00%)
51-01 - OFFICE SUPPLIES	5,146	1,682	4,980	4,120	(17.27%)
52-01 - OPERATING SUPPLIES	23,047	62,098	66,000	45,000	(31.82%)
54-01 - BOOKS/PUBS/SUBS/MEMS	2,595	821	1,708	1,750	2.46%
55-01 - TRAINING	6,940	4,950	10,000	10,000	(0.00%)
59-01 - DEPRECIATION	192,311	331,601	-	-	(0.00%)
99-99 - OTHER USES	(10,500)	-	-	-	(0.00%)
<b>TOTAL OPERATING EXPENDITURES</b>	<b>\$1,257,658</b>	<b>\$1,390,954</b>	<b>\$1,241,275</b>	<b>\$1,344,869</b>	<b>8.35%</b>



**CITY OF TITUSVILLE  
FY2022 ADOPTED BUDGET**

**EXPENDITURE SUMMARY BY TYPE**

**INFORMATION TECHNOLOGY**

	ACTUAL FY2019	ACTUAL FY2020	REVISED BUDGET FY2021	ADOPTED BUDGET FY2022	% CHANGE FY2021 TO FY2022
<b>CAPITAL</b>					
64-10 - MACHINERY & EQUIP/COMPUTERS	620,619	322,611	982,100	306,000	(68.84%)
99-97 - OTHER USES	(1,076,620)	(215,270)	-	-	(0.00%)
<b>TOTAL CAPITAL</b>	<b>\$(456,001)</b>	<b>\$107,341</b>	<b>\$982,100</b>	<b>\$306,000</b>	<b>(68.84%)</b>
<b>DEBT SERVICE</b>					
71-40 - PRINCIPAL	193,684	343,002	372,104	218,297	(41.33%)
72-40 - INTEREST	-	21,974	12,900	4,002	(68.98%)
73-02 - OTHER DEBT SVC/AGENT FEES	-	-	1,583	-	(100.00%)
99-98 - OTHER USE/PRINCIPAL RECLASS	-	(343,002)	-	-	(0.00%)
<b>TOTAL DEBT SERVICE</b>	<b>\$193,684</b>	<b>\$21,974</b>	<b>\$386,587</b>	<b>\$222,299</b>	<b>(42.50%)</b>
<b>OPERATING TRANSFERS OUT</b>					
10-01 - TRANSFER TO/GENERAL FUND	6,142	-	-	-	(0.00%)
12-07 - TRANSFER TO/PIRN 2009	-	-	9,507	-	(100.00%)
14-01 - TRANSFER TO/WATER-SEWER	10,100	-	-	-	(0.00%)
<b>TOTAL OPERATING TRANSFERS OUT</b>	<b>\$16,242</b>	<b>-</b>	<b>\$9,507</b>	<b>-</b>	<b>(100.00%)</b>
<b>FUND BALANCE ALLOCATION</b>					
10-03 - CONTINGENCY UNRESERVED	-	-	-	6,517	(0.00%)
<b>TOTAL FUND BALANCE ALLOCATION</b>	<b>-</b>	<b>-</b>	<b>-</b>	<b>\$6,517</b>	<b>(0.00%)</b>
<b>TOTAL FUND</b>	<b>\$1,775,541</b>	<b>\$2,414,559</b>	<b>\$3,516,808</b>	<b>\$2,752,213</b>	<b>(21.74%)</b>





**CITY OF TITUSVILLE  
FY2022 ADOPTED BUDGET**

**EXPENDITURE BY TYPE  
1705 INFORMATION TECH**

**INFORMATION TECHNOLOGY**

	<b>ACTUAL FY2019</b>	<b>ACTUAL FY2020</b>	<b>REVISED BUDGET FY2021</b>	<b>ADOPTED BUDGET FY2022</b>	<b>% CHANGE FY2021 TO FY2022</b>
<b>PERSONNEL SERVICES</b>					
12-01 - PERSONNEL SERVICES	485,440	590,768	614,509	631,533	2.77%
13-01 - TEMP SALARIES/WAGES	27,176	24,917	28,450	-	(100.00%)
14-00 - OVERTIME	4,592	4,531	3,900	3,750	(3.85%)
15-00 - SPECIAL PAY	2,400	2,700	2,700	2,700	(0.00%)
21-01 - FICA TAXES	43,283	52,335	47,436	48,739	2.75%
22-00 - RETIREMENT CONTRIBUTIONS	91,651	102,744	80,045	66,973	(16.33%)
23-01 - GROUP HEALTH INSURANCE	89,952	94,909	103,078	99,435	(3.53%)
24-01 - WORKERS COMPENSATION	815	981	815	897	10.06%
28-01 - OTHER EMPLOYEE BENEFITS	7,949	9,753	2,515	3,958	57.38%
<b>TOTAL PERSONNEL SERVICES</b>	<b>\$753,258</b>	<b>\$883,638</b>	<b>\$883,448</b>	<b>\$857,985</b>	<b>(2.88%)</b>
<b>OPERATING EXPENDITURES</b>					
31-01 - PROFESSIONAL SERVICES	7,109	28,953	58,000	106,990	84.47%
40-01 - TRAVEL & PER DIEM	45	-	2,000	2,000	(0.00%)
41-01 - COMMUNICATIONS SERVICES	107,757	113,666	173,577	171,196	(1.37%)
42-01 - FREIGHT & POSTAGE SERVICE	4	82	100	100	(0.00%)
43-01 - UTILITY SERVICES	4,230	3,888	4,095	4,218	3.00%
44-01 - RENTALS & LEASES	-	-	2,020	-	(100.00%)
45-01 - INSURANCE	85	86	72	73	1.39%
46-01 - REPAIR & MAINT SERVICES	687,309	549,269	643,251	699,321	8.72%
51-01 - OFFICE SUPPLIES	5,146	1,682	4,980	4,120	(17.27%)
52-01 - OPERATING SUPPLIES	23,047	62,098	66,000	45,000	(31.82%)
54-01 - BOOKS/PUBS/SUBS/MEMS	2,595	821	1,708	1,750	2.46%
55-01 - TRAINING	6,940	4,950	10,000	10,000	(0.00%)
<b>TOTAL OPERATING EXPENDITURES</b>	<b>\$844,267</b>	<b>\$765,495</b>	<b>\$965,803</b>	<b>\$1,044,768</b>	<b>8.18%</b>
<b>TOTAL 1705 INFORMATION TECH</b>	<b>\$1,597,525</b>	<b>\$1,649,133</b>	<b>\$1,849,251</b>	<b>\$1,902,753</b>	<b>2.89%</b>



**CITY OF TITUSVILLE  
FY2022 ADOPTED BUDGET**

**EXPENDITURE SUMMARY BY TYPE  
5555 NON-DEPARTMENTAL**

**INFORMATION TECHNOLOGY**

	ACTUAL FY2019	ACTUAL FY2020	REVISED BUDGET FY2021	ADOPTED BUDGET FY2022	% CHANGE FY2021 TO FY2022
<b>PERSONNEL SERVICES</b>					
23-01 - GROUP HEALTH INSURANCE	5,097	5,097	8,277	8,711	5.24%
28-01 - OTHER EMPLOYEE BENEFITS	5,603	5,555	5,614	5,832	3.88%
<b>TOTAL PERSONNEL SERVICES</b>	<b>\$10,700</b>	<b>\$10,652</b>	<b>\$13,891</b>	<b>\$14,543</b>	<b>4.69%</b>
<b>OPERATING EXPENDITURES</b>					
45-01 - INSURANCE	20,465	35,142	36,214	36,164	(0.14%)
49-01 - OTHER CHARGES/GENERAL FUND	227,285	259,946	239,258	263,937	10.31%
49-99 - OTHER CHARGES/RECLASS MPRB	(16,170)	(1,230)	-	-	(0.00%)
59-01 - DEPRECIATION	192,311	331,601	-	-	(0.00%)
99-99 - OTHER USES	(10,500)	-	-	-	(0.00%)
<b>TOTAL OPERATING EXPENDITURES</b>	<b>\$413,391</b>	<b>\$625,459</b>	<b>\$275,472</b>	<b>\$300,101</b>	<b>8.94%</b>
<b>CAPITAL</b>					
64-10 - MACHINERY & EQUIP/COMPUTERS	620,619	322,611	982,100	306,000	(68.84%)
99-97 - OTHER USES	(1,076,620)	(215,270)	-	-	(0.00%)
<b>TOTAL CAPITAL</b>	<b>\$(456,001)</b>	<b>\$107,341</b>	<b>\$982,100</b>	<b>\$306,000</b>	<b>(68.84%)</b>
<b>DEBT SERVICE</b>					
71-40 - PRINCIPAL	193,684	343,002	372,104	218,297	(41.33%)
72-40 - INTEREST	-	21,974	12,900	4,002	(68.98%)
73-02 - OTHER DEBT SVC/AGENT FEES	-	-	1,583	-	(100.00%)
99-98 - OTHER USE/PRINCIPAL RECLASS	-	(343,002)	-	-	(0.00%)
<b>TOTAL DEBT SERVICE</b>	<b>\$193,684</b>	<b>\$21,974</b>	<b>\$386,587</b>	<b>\$222,299</b>	<b>(42.50%)</b>
<b>OPERATING TRANSFERS OUT</b>					
10-01 - TRANSFER TO/GENERAL FUND	6,142	-	-	-	(0.00%)
12-07 - TRANSFER TO/PIRN 2009	-	-	9,507	-	(100.00%)
14-01 - TRANSFER TO/WATER-SEWER	10,100	-	-	-	(0.00%)
<b>TOTAL OPERATING TRANSFERS OUT</b>	<b>\$16,242</b>	<b>-</b>	<b>\$9,507</b>	<b>-</b>	<b>(100.00%)</b>
<b>FUND BALANCE ALLOCATION</b>					
10-03 - CONTINGENCY UNRESERVED	-	-	-	6,517	(0.00%)
<b>TOTAL FUND BALANCE ALLOCATION</b>	<b>-</b>	<b>-</b>	<b>-</b>	<b>\$6,517</b>	<b>(0.00%)</b>
<b>TOTAL 5555 NON-DEPARTMENTAL</b>	<b>\$178,016</b>	<b>\$765,426</b>	<b>\$1,667,557</b>	<b>\$849,460</b>	<b>(49.06%)</b>



### Information Technology Capital Outlay Schedule Fiscal Year 2022

Dept	Dept Name	Acct Number	Project	Description	Adopted Annual Budget
1705	Police	502-5555-564.64-10	Z02211	Enterprise Records (Tyler Tech)/(Replaces LERMS)	\$ 85,000
1705	IT	502-5555-564.64-10	Z02212	Computer Replacement Program	\$ 115,000
1705	IT	502-5555-564.64-10	Z02213	Review of City's Cyber-Security	\$ 66,000
1705	IT	502-5555-564.64-10	Z02214	Server For City's Software Systems	\$ 25,000
1705	IT	502-5555-564.64-10	Z02215	Network Equipment Replacements	\$ 15,000
				<b>TOTAL</b>	<b>\$ 306,000</b>



**CITY OF TITUSVILLE  
FY2022 ADOPTED BUDGET**

**REVENUE SUMMARY BY SOURCE**

**SELF INSURED DENTAL**

	ACTUAL FY2019	ACTUAL FY2020	REVISED BUDGET FY2021	ADOPTED BUDGET FY2022	% CHANGE FY2021 TO FY2022
<b>CHARGES FOR SERVICES</b>					
340.67-11 - RETIRED DENTAL INS	52,658	59,505	56,748	58,428	2.96%
340.67-21 - EMPLOYEE COST	203,183	213,133	203,429	211,647	4.04%
340.67-35 - RETIRED EMP CITY COST	92,980	90,312	90,684	88,023	(2.93%)
<b>TOTAL CHARGES FOR SERVICES</b>	<b>\$348,821</b>	<b>\$362,950</b>	<b>\$350,861</b>	<b>\$358,098</b>	<b>2.06%</b>
<b>PRIOR YEAR APPROPRIATIONS</b>					
389.50-12 - UNRESERVED PROPRIETARY	-	-	176,424	252,898	43.35%
389.50-22 - RESERVED PROPRIETARY	-	-	70,000	70,000	(0.00%)
<b>TOTAL PRIOR YEAR APPROPRIATIONS</b>	<b>-</b>	<b>-</b>	<b>\$246,424</b>	<b>\$322,898</b>	<b>31.03%</b>
<b>MISCELLANEOUS</b>					
369.90-00 - MISCELLANEOUS REVENUE	747	355	-	-	(0.00%)
<b>TOTAL MISCELLANEOUS</b>	<b>\$747</b>	<b>\$355</b>	<b>-</b>	<b>-</b>	<b>(0.00%)</b>
<b>TOTAL FUND</b>	<b>\$349,568</b>	<b>\$363,305</b>	<b>\$597,285</b>	<b>\$680,996</b>	<b>14.02%</b>



**CITY OF TITUSVILLE  
FY2022 ADOPTED BUDGET**

**EXPENDITURE SUMMARY BY TYPE**

**SELF INSURED DENTAL**

	ACTUAL FY2019	ACTUAL FY2020	REVISED BUDGET FY2021	ADOPTED BUDGET FY2022	% CHANGE FY2021 TO FY2022
<b>OPERATING EXPENDITURES</b>					
31-01 - PROFESSIONAL SERVICES	38,468	42,863	43,090	44,505	3.28%
45-01 - INSURANCE	284,930	286,748	301,297	293,765	(2.50%)
90-10 - OTHER USES	(3,743)	8,617	-	-	(0.00%)
99-99 - OTHER USES	(163)	(24)	-	-	(0.00%)
<b>TOTAL OPERATING EXPENDITURES</b>	<b>\$319,492</b>	<b>\$338,204</b>	<b>\$344,387</b>	<b>\$338,270</b>	<b>(1.78%)</b>
<b>FUND BALANCE ALLOCATION</b>					
10-03 - CONTINGENCY UNRESERVED	-	-	252,898	342,726	35.52%
<b>TOTAL FUND BALANCE ALLOCATION</b>	<b>-</b>	<b>-</b>	<b>\$252,898</b>	<b>\$342,726</b>	<b>35.52%</b>
<b>TOTAL FUND</b>	<b>\$319,492</b>	<b>\$338,204</b>	<b>\$597,285</b>	<b>\$680,996</b>	<b>14.02%</b>



**CITY OF TITUSVILLE  
FY2022 ADOPTED BUDGET**

**REVENUE SUMMARY BY SOURCE**

**LOSS FUND**

	ACTUAL FY2019	ACTUAL FY2020	REVISED BUDGET FY2021	ADOPTED BUDGET FY2022	% CHANGE FY2021 TO FY2022
<b>CHARGES FOR SERVICES</b>					
341.20-01 - INTERNAL SVC CHGS-GF	624,957	735,384	743,899	782,057	5.13%
341.21-04 - CRA	751	720	826	909	10.05%
341.21-18 - BUILDING	-	5,328	40,152	40,943	1.97%
341.24-01 - WATER & SEWER	467,855	669,228	692,270	705,341	1.89%
341.24-04 - SOLID WASTE	146,950	171,327	174,945	183,247	4.75%
341.24-05 - MUNICIPAL MARINA	23,044	25,347	27,881	32,063	15.00%
341.24-06 - STORMWATER UTILITY	44,839	52,934	53,748	55,906	4.02%
341.25-01 - FLEET MANAGEMENT	35,271	53,522	55,354	56,184	1.50%
341.25-02 - MIS	21,365	36,209	37,101	37,134	0.09%
341.26-01 - GENERAL EMP PENSION	100	100	100	-	(100.00%)
341.26-02 - P & F PENSION	100	100	100	-	(100.00%)
341.26-04 - OPEB	100	100	100	-	(100.00%)
<b>TOTAL CHARGES FOR SERVICES</b>	<b>\$1,365,332</b>	<b>\$1,750,299</b>	<b>\$1,826,476</b>	<b>\$1,893,784</b>	<b>3.69%</b>
<b>INVESTMENT EARNINGS</b>					
361.15-10 - CUSTODIAL INTEREST	(2,295)	1,387	-	-	(0.00%)
361.30-00 - NET INC/DEC MKT VALUE	1,220	475	-	-	(0.00%)
<b>TOTAL INVESTMENT EARNINGS</b>	<b>\$(1,075)</b>	<b>\$1,862</b>	<b>-</b>	<b>-</b>	<b>(0.00%)</b>
<b>PRIOR YEAR APPROPRIATIONS</b>					
389.50-11 - UNRESERVED GOVT	-	-	779,672	347,294	(55.46%)
389.50-21 - RESERVED GOVT	-	-	232,189	-	(100.00%)
<b>TOTAL PRIOR YEAR APPROPRIATIONS</b>	<b>-</b>	<b>-</b>	<b>\$1,011,861</b>	<b>\$347,294</b>	<b>(65.68%)</b>
<b>MISCELLANEOUS</b>					
369.30-00 - SETTLEMENTS	-	315,431	(278,609)	-	(100.00%)
<b>TOTAL MISCELLANEOUS</b>	<b>-</b>	<b>\$315,431</b>	<b>\$(278,609)</b>	<b>-</b>	<b>(100.00%)</b>
<b>TOTAL FUND</b>	<b>\$1,364,257</b>	<b>\$2,067,592</b>	<b>\$2,559,728</b>	<b>\$2,241,078</b>	<b>(12.45%)</b>



**CITY OF TITUSVILLE  
FY2022 ADOPTED BUDGET**

**EXPENDITURE SUMMARY BY TYPE**

**LOSS FUND**

	ACTUAL FY2019	ACTUAL FY2020	REVISED BUDGET FY2021	ADOPTED BUDGET FY2022	% CHANGE FY2021 TO FY2022
<b>OPERATING EXPENDITURES</b>					
31-01 - PROFESSIONAL SERVICES	95,018	91,681	102,650	104,196	1.51%
45-01 - INSURANCE	715,164	879,908	2,016,784	2,104,882	4.37%
46-01 - REPAIR & MAINT SERVICES	-	-	30,000	30,000	(0.00%)
58-99 - MISC OPERATING	1,986	690	2,000	2,000	(0.00%)
99-99 - OTHER USES	(16)	1,486	-	-	(0.00%)
<b>TOTAL OPERATING EXPENDITURES</b>	<b>\$812,152</b>	<b>\$973,765</b>	<b>\$2,151,434</b>	<b>\$2,241,078</b>	<b>4.17%</b>
<b>OPERATING TRANSFERS OUT</b>					
15-09 - TRANSFER TO/LOSS FUND RES	475,000	852,000	-	-	(0.00%)
<b>TOTAL OPERATING TRANSFERS OUT</b>	<b>\$475,000</b>	<b>\$852,000</b>	<b>-</b>	<b>-</b>	<b>(0.00%)</b>
<b>FUND BALANCE ALLOCATION</b>					
10-03 - CONTINGENCY UNRESERVED	-	-	408,294	-	(100.00%)
<b>TOTAL FUND BALANCE ALLOCATION</b>	<b>-</b>	<b>-</b>	<b>\$408,294</b>	<b>-</b>	<b>(100.00%)</b>
<b>TOTAL FUND</b>	<b>\$1,287,152</b>	<b>\$1,825,765</b>	<b>\$2,559,728</b>	<b>\$2,241,078</b>	<b>(12.45%)</b>



**CITY OF TITUSVILLE  
FY2022 ADOPTED BUDGET**

**REVENUE SUMMARY BY SOURCE**

**LOSS FUND RESERVE**

	ACTUAL FY2019	ACTUAL FY2020	REVISED BUDGET FY2021	ADOPTED BUDGET FY2022	% CHANGE FY2021 TO FY2022
<b>INVESTMENT EARNINGS</b>					
361.15-10 - CUSTODIAL INTEREST	23,922	46,727	-	-	(0.00%)
361.30-00 - NET INC/DEC MKT VALUE	33,450	16,010	-	-	(0.00%)
<b>TOTAL INVESTMENT EARNINGS</b>	<b>\$57,372</b>	<b>\$62,737</b>	<b>-</b>	<b>-</b>	<b>(0.00%)</b>
<b>MISCELLANEOUS</b>					
369.30-00 - SETTLEMENTS	649,706	(143,839)	-	-	(0.00%)
369.90-00 - MISCELLANEOUS REVENUE	70,000	5,000	-	-	(0.00%)
<b>TOTAL MISCELLANEOUS</b>	<b>\$719,706</b>	<b>\$(138,839)</b>	<b>-</b>	<b>-</b>	<b>(0.00%)</b>
<b>INTERFUND TRANSFERS IN</b>					
381.15-08 - TRANSFER FROM LOSS FUND	475,000	852,000	-	-	(0.00%)
<b>TOTAL INTERFUND TRANSFERS IN</b>	<b>\$475,000</b>	<b>\$852,000</b>	<b>-</b>	<b>-</b>	<b>(0.00%)</b>
<b>TOTAL FUND</b>	<b>\$1,252,078</b>	<b>\$775,898</b>	<b>-</b>	<b>-</b>	<b>(0.00%)</b>





**CITY OF TITUSVILLE  
FY2022 ADOPTED BUDGET**

**EXPENDITURE SUMMARY BY TYPE**

**LOSS FUND RESERVE**

	<b>ACTUAL FY2019</b>	<b>ACTUAL FY2020</b>	<b>REVISED BUDGET FY2021</b>	<b>ADOPTED BUDGET FY2022</b>	<b>% CHANGE FY2021 TO FY2022</b>
<b>OPERATING EXPENDITURES</b>					
45-01 - INSURANCE	940,613	752,156	-	-	(0.00%)
46-01 - REPAIR & MAINT SERVICES	4,388	5,028	-	-	(0.00%)
99-99 - OTHER USES	(422)	287,564	-	-	(0.00%)
<b>TOTAL OPERATING EXPENDITURES</b>	<b>\$944,579</b>	<b>\$1,044,748</b>	<b>-</b>	<b>-</b>	<b>(0.00%)</b>
<b>TOTAL FUND</b>	<b>\$944,579</b>	<b>\$1,044,748</b>	<b>-</b>	<b>-</b>	<b>(0.00%)</b>



**CITY OF TITUSVILLE  
FY2022 ADOPTED BUDGET**

**REVENUE SUMMARY BY SOURCE**

**FULLY INSURED INSURANCE**

	ACTUAL FY2019	ACTUAL FY2020	REVISED BUDGET FY2021	ADOPTED BUDGET FY2022	% CHANGE FY2021 TO FY2022
<b>CHARGES FOR SERVICES</b>					
340.67-10 - RETIRED EMP	58,460	61,511	50,413	63,248	25.46%
340.67-30 - LIFE INSURANCE PREMIUM	73,408	75,111	79,406	69,758	(12.15%)
340.67-35 - RETIRED EMP CITY COST	726,891	760,203	818,131	862,553	5.43%
340.67-40 - RETIRED EMP LIFE INS	26,656	27,901	27,887	27,288	(2.15%)
<b>TOTAL CHARGES FOR SERVICES</b>	<b>\$885,415</b>	<b>\$924,726</b>	<b>\$975,837</b>	<b>\$1,022,847</b>	<b>4.82%</b>
<b>PRIOR YEAR APPROPRIATIONS</b>					
389.50-12 - UNRESERVED PROPRIETARY	-	-	137,150	139,266	1.54%
<b>TOTAL PRIOR YEAR APPROPRIATIONS</b>	<b>-</b>	<b>-</b>	<b>\$137,150</b>	<b>\$139,266</b>	<b>1.54%</b>
<b>TOTAL FUND</b>	<b>\$885,415</b>	<b>\$924,726</b>	<b>\$1,112,987</b>	<b>\$1,162,113</b>	<b>4.41%</b>



**CITY OF TITUSVILLE  
FY2022 ADOPTED BUDGET**

**EXPENDITURE SUMMARY BY TYPE**

**FULLY INSURED INSURANCE**

	<b>ACTUAL FY2019</b>	<b>ACTUAL FY2020</b>	<b>REVISED BUDGET FY2021</b>	<b>ADOPTED BUDGET FY2022</b>	<b>% CHANGE FY2021 TO FY2022</b>
<b>OPERATING EXPENDITURES</b>					
31-01 - PROFESSIONAL SERVICES	50,369	6,916	25,000	-	(100.00%)
45-01 - INSURANCE	831,786	867,636	850,721	1,016,299	19.46%
99-99 - OTHER USES	(54)	(894)	-	-	(0.00%)
<b>TOTAL OPERATING EXPENDITURES</b>	<b>\$882,101</b>	<b>\$873,658</b>	<b>\$875,721</b>	<b>\$1,016,299</b>	<b>16.05%</b>
<b>FUND BALANCE ALLOCATION</b>					
10-03 - CONTINGENCY UNRESERVED	-	-	237,266	145,814	(38.54%)
<b>TOTAL FUND BALANCE ALLOCATION</b>	<b>-</b>	<b>-</b>	<b>\$237,266</b>	<b>\$145,814</b>	<b>(38.54%)</b>
<b>TOTAL FUND</b>	<b>\$882,101</b>	<b>\$873,658</b>	<b>\$1,112,987</b>	<b>\$1,162,113</b>	<b>4.41%</b>



**CITY OF TITUSVILLE  
FY2022 ADOPTED BUDGET**

**REVENUE SUMMARY BY SOURCE**

**PARTIALLY SELF INSURED**

	ACTUAL FY2019	ACTUAL FY2020	REVISED BUDGET FY2021	ADOPTED BUDGET FY2022	% CHANGE FY2021 TO FY2022
<b>CHARGES FOR SERVICES</b>					
340.67-10 - RETIRED EMP	332,660	340,486	338,083	343,954	1.74%
340.67-20 - COST	3,842,301	3,921,121	4,556,482	4,828,237	5.96%
340.67-21 - EMPLOYEE COST	762,441	675,347	705,299	740,564	5.00%
340.67-25 - OPEN POSITION	276,973	347,803	-	-	(0.00%)
340.67-35 - RETIRED EMP CITY COST	683,673	647,563	664,209	691,532	4.11%
<b>TOTAL CHARGES FOR SERVICES</b>	<b>\$5,898,048</b>	<b>\$5,932,320</b>	<b>\$6,264,073</b>	<b>\$6,604,287</b>	<b>5.43%</b>
<b>PRIOR YEAR APPROPRIATIONS</b>					
389.50-12 - UNRESERVED PROPRIETARY	-	-	1,445,996	1,861,534	28.74%
389.50-22 - RESERVED PROPRIETARY	-	-	602,000	602,000	(0.00%)
<b>TOTAL PRIOR YEAR APPROPRIATIONS</b>	<b>-</b>	<b>-</b>	<b>\$2,047,996</b>	<b>\$2,463,534</b>	<b>20.29%</b>
<b>MISCELLANEOUS</b>					
369.41-00 - ISL	32,790	1,755	-	-	(0.00%)
369.44-00 - RX REIMBURSEMENT	116,582	170,476	-	-	(0.00%)
369.45-00 - MEDICAL CLAIMS REVENUE	117,490	29,526	-	-	(0.00%)
369.90-00 - MISCELLANEOUS REVENUE	3,520	-	-	-	(0.00%)
<b>TOTAL MISCELLANEOUS</b>	<b>\$270,382</b>	<b>\$201,757</b>	<b>-</b>	<b>-</b>	<b>(0.00%)</b>
<b>TOTAL FUND</b>	<b>\$6,168,430</b>	<b>\$6,134,077</b>	<b>\$8,312,069</b>	<b>\$9,067,821</b>	<b>9.09%</b>



**CITY OF TITUSVILLE  
FY2022 ADOPTED BUDGET**

**EXPENDITURE SUMMARY BY TYPE**

**PARTIALLY SELF INSURED**

	ACTUAL FY2019	ACTUAL FY2020	REVISED BUDGET FY2021	ADOPTED BUDGET FY2022	% CHANGE FY2021 TO FY2022
<b>OPERATING EXPENDITURES</b>					
31-01 - PROFESSIONAL SERVICES	252,876	189,914	185,856	207,752	11.78%
45-01 - INSURANCE	5,000,681	5,872,538	5,979,957	6,398,063	6.99%
<b>TOTAL OPERATING EXPENDITURES</b>	<b>\$5,253,557</b>	<b>\$6,062,452</b>	<b>\$6,165,813</b>	<b>\$6,605,815</b>	<b>7.14%</b>
<b>FUND BALANCE ALLOCATION</b>					
10-03 - CONTINGENCY UNRESERVED	-	-	1,259,534	1,547,705	22.88%
20-01 - RESERVED/PROPRIETARY	-	-	846,574	914,301	8.00%
<b>TOTAL FUND BALANCE ALLOCATION</b>	<b>-</b>	<b>-</b>	<b>\$2,106,108</b>	<b>\$2,462,006</b>	<b>16.90%</b>
<b>TRANSFER TO/HEALTH CLINIC</b>					
15-12 - TRANSFER TO/HEALTH CLINIC	-	-	40,148	-	(100.00%)
<b>TOTAL TRANSFER TO/HEALTH CLINIC</b>	<b>-</b>	<b>-</b>	<b>\$40,148</b>	<b>-</b>	<b>(100.00%)</b>
<b>TOTAL FUND</b>	<b>\$5,253,557</b>	<b>\$6,062,452</b>	<b>\$8,312,069</b>	<b>\$9,067,821</b>	<b>9.09%</b>



**CITY OF TITUSVILLE  
FY2022 ADOPTED BUDGET**

**REVENUE SUMMARY BY SOURCE**

**HEALTH CLINIC**

	ACTUAL FY2019	ACTUAL FY2020	REVISED BUDGET FY2021	ADOPTED BUDGET FY2022	% CHANGE FY2021 TO FY2022
<b>CHARGES FOR SERVICES</b>					
341.20-01 - INTERNAL SVC CHGS-GF	203,881	203,881	210,439	297,900	41.56%
341.21-04 - CRA	6,371	6,371	930	1,742	87.31%
341.21-18 - BUILDING	-	-	7,245	10,453	44.28%
341.24-01 - WATER & SEWER	63,076	63,076	65,755	94,074	43.07%
341.24-04 - SOLID WASTE	21,662	21,662	23,082	38,326	66.04%
341.24-06 - STORMWATER UTILITY	10,831	10,831	10,507	19,163	82.38%
341.25-01 - FLEET MANAGEMENT	6,371	6,371	6,918	8,711	25.92%
341.25-02 - MIS	5,097	5,097	8,277	8,711	5.24%
<b>TOTAL CHARGES FOR SERVICES</b>	<b>\$317,289</b>	<b>\$317,289</b>	<b>\$333,153</b>	<b>\$479,080</b>	<b>43.80%</b>
<b>PRIOR YEAR APPROPRIATIONS</b>					
389.50-11 - UNRESERVED GOVT	-	-	132,271	-	(100.00%)
<b>TOTAL PRIOR YEAR APPROPRIATIONS</b>	<b>-</b>	<b>-</b>	<b>\$132,271</b>	<b>-</b>	<b>(100.00%)</b>
<b>MISCELLANEOUS</b>					
369.90-00 - MISCELLANEOUS REVENUE	-	-	50,000	50,000	(0.00%)
369.90-03 - WELLNESS REIMBURSEMENT	14,887	-	-	-	(0.00%)
<b>TOTAL MISCELLANEOUS</b>	<b>\$14,887</b>	<b>-</b>	<b>\$50,000</b>	<b>\$50,000</b>	<b>(0.00%)</b>
<b>INTERFUND TRANSFERS IN</b>					
381.15-11 - TRANSFER FROM/LOSS FUND	-	-	40,148	-	(100.00%)
<b>TOTAL INTERFUND TRANSFERS IN</b>	<b>-</b>	<b>-</b>	<b>\$40,148</b>	<b>-</b>	<b>(100.00%)</b>
<b>TOTAL FUND</b>	<b>\$332,176</b>	<b>\$317,289</b>	<b>\$555,572</b>	<b>\$529,080</b>	<b>(4.77%)</b>



**CITY OF TITUSVILLE  
FY2022 ADOPTED BUDGET**

**EXPENDITURE SUMMARY BY TYPE**

**HEALTH CLINIC**

	<b>ACTUAL FY2019</b>	<b>ACTUAL FY2020</b>	<b>REVISED BUDGET FY2021</b>	<b>ADOPTED BUDGET FY2022</b>	<b>% CHANGE FY2021 TO FY2022</b>
<b>OPERATING EXPENDITURES</b>					
31-01 - PROFESSIONAL SERVICES	184,978	392,594	555,572	529,080	(4.77%)
52-01 - OPERATING SUPPLIES	10,827	-	-	-	(0.00%)
<b>TOTAL OPERATING EXPENDITURES</b>	<b>\$195,805</b>	<b>\$392,594</b>	<b>\$555,572</b>	<b>\$529,080</b>	<b>(4.77%)</b>
<b>TOTAL FUND</b>	<b>\$195,805</b>	<b>\$392,594</b>	<b>\$555,572</b>	<b>\$529,080</b>	<b>(4.77%)</b>



This page has been intentionally left blank.



**CITY OF TITUSVILLE, FLORIDA  
ADOPTED BUDGET FISCAL YEAR 2022**

***GLOSSARY***

---

This is a glossary of terms commonly used at public meetings at which financial matters are discussed:

**Ad Valorem Taxes** - Property taxes. Your tax is computed by applying the millage rate to the assessed value of your property after you have subtracted all exemptions to which you are entitled. Property taxes are paid to a variety of governments through a single payment to the county tax collector.

**Anticipated (revenue, deficit, expenses, etc.)** – Estimates used in analyzing and preparing budgets. Anticipated figures are the equivalent of educated guesses. They are based on experience and information from a variety of sources that help government officials determine what they think income or expenses will be.

**Appropriation from Prior Year Surplus** – Money not spent in one fiscal year but carried forward to the next budget year. Cash carried forward is used to supplement revenues required to pay for budgeted expenses.

**Available Funds** – Cash and equivalent units not needed for the support of day-to-day activities or the capital requirements of the City in the immediate future.

**Budget** – A financial statement listing a governmental agency's expected income and expenses for a 12-month period. Florida law requires that governments have a balanced budget, with expenses not exceeding revenues. City employees prepare an adopted budget; it becomes formal when adopted by elected officials. If changes occur during the year, local governments can transfer funds within a budget or raise fees, etc., to keep the budget in balance.

**Capital Improvement Program** – Governmental agencies set up five-year programs for major costs such as the construction of buildings, land acquisition, road improvements and heavy equipment. Capital expenses are listed separately from operating expenses within the budget document.

**Contingency Account** – Money set aside for emergencies or unexpected expenses. Each city fund usually has such an account to cover higher than expected costs or purchases that were not anticipated when the budget was being prepared.

**Custodial Agreement** – An agreement with a bank or financial institution for the storage of a customer's investments for safekeeping.

## ***GLOSSARY (CONTINUED)***

**Deficit** – A term generally applied to the budget as a whole, reflecting real or projected shortages in revenue. It means there is not enough revenue to cover expenses.

**Expenses** – The costs of goods or services used.

**Fiscal Year** – The budget year. For municipal governments, the fiscal year runs from October 1st to September 30th.

**Franchise Fees** – Money collected, usually from a private utility such as electric, telephone, or cable TV in exchange for use of a governmental agency's easements and rights-of way. Cities authorize the use and collect a fee in return. Franchise fees also are collected from garbage and trash services allowed to operate within a government's boundaries.

**Fund** – A fiscal and accounting entity with a self balancing set of accounts to carry on specific activities or attain certain objectives in accordance with special regulations, restrictions, or limitations. For budget purposes the fund lists the revenues and expenses for a specific category of operation. The largest fund is the General fund, which includes subcategories covering about 50% of the City's operation. Other funds include those for capital outlays, enterprise activities and State and Federal grants.

**Intrafund Transfer** – A transfer of financial resources between funds or subfunds, which are aggregated, into a single reporting unit in the Comprehensive Annual Financial Report. In other words, a transfer between two funds of a similar type that is both part of a department or program that is reported as a discrete financial component of the City's annual financial report.

**Interfund Transfer** – A transfer of financial resources from one fund to another where the funds are presented as parts of separate reporting units in the Comprehensive Annual Financial Report. In other words, a transfer between two funds that are of different types or that are not part of the same department or program as reported in the City's annual financial report.

**Mill** - \$1 per \$1,000 of taxable property value.

**Millage** – A rate assigned by each governmental unit with taxing authority for use in determining taxes. It determines how much revenue the government will bill and also how much an individual property owner pays in taxes.

**Over Budget** – Over budget in revenue means there is more income than expected. Over budget in expenses means actual costs exceed the budget and funds must be transferred by a budget adjustment to provide the additional expenses.

## ***GLOSSARY (CONTINUED)***

**Projected Deficit** – A projection that, based on the current rate of spending, expenses will be greater than anticipated revenue or greater than budgeted expenses. A projected deficit during a budget year usually necessitates an adjustment in the spending pattern—delaying purchases or eliminating planned expenses—to stay within the budgeted figures.

**Revenue** – Income from a variety of sources.

**Rolled Back Millage Rate** – The tax rate necessary to give a governmental agency the same amount of property tax dollars it received during the previous budget year. A special act of the Legislature stipulates that in Brevard County a governmental agency can increase property taxes only ten percent above the rolled back millage rate without voter approval.

**Shortfall** – A term generally synonymous with deficit but applied to individual revenue accounts instead of to the budget of a fund or the whole city. A city might have a shortfall in a particular account, but a shortfall in the total budget is called a deficit.

**State-Shared Revenue** – Money that cities receive from the State. It includes the local share of cigarette taxes, fuel taxes, mobile home license taxes, liquor license taxes, and sales taxes.

**Taxable Valuation** – The value of property after all allowable exemptions have been subtracted; the value on which the millage rate is applied and taxes are computed.

**Telecommunications Services Tax** – Tax paid to municipalities by users of telephone, cellular phones, and beepers.

**TRIM** – Florida's Truth in Millage Law that requires cities to calculate next year's property taxes based on the same tax dollars they received during the current fiscal year.

**Under Budget** – Under budget in revenue means that money being collected from taxes and other sources is not as much as was anticipated. It might necessitate spending adjustments to prevent a deficit. Under budget in expenses means that actual expenses are less than the budget.

**User Fee** – In a move toward a more businesslike approach, cities and counties are charging fees for use of water, sewer and recreation services. Only the person using the service pays for it as opposed to all citizens supporting the cost of those activities.

**Utility Taxes** – Taxes paid to municipalities by users of electricity, natural gas, water and bottled gas.

**Valuation** – The dollar value of property assigned by the county property appraiser.



This page has been intentionally left blank.





CITY OF TITUSVILLE  
555 SOUTH WASHINGTON AVENUE  
(321) 567 - 3775

[TITUSVILLE.COM](http://TITUSVILLE.COM)

[#LAUNCHFROMHERE](https://twitter.com/launchfromhere)